

iNFINITY

N-type

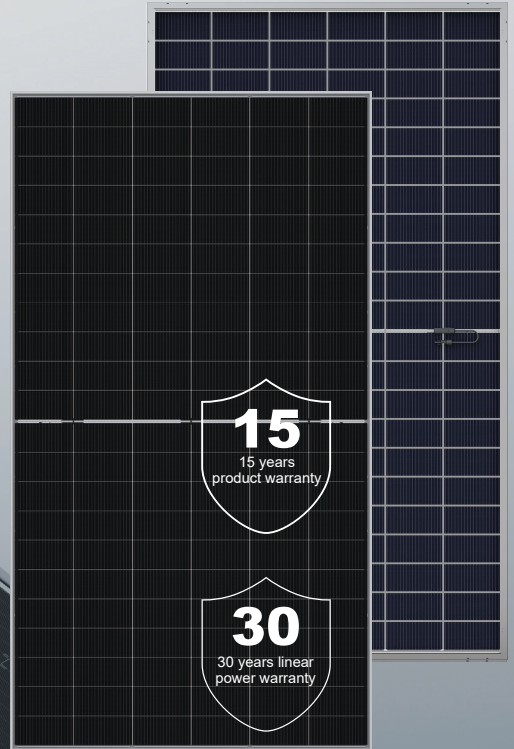
Bifacial Module with Double Glass

DMxxxG12T-B66HSW

695~720W

23.2%
Max. Efficiency

- **Leading manufacturing**
40+ years experience in high-tech manufacturing.
- **High environmental, social and governance responsibility (ESG)**
100% green production, transparent supply chain and excellent ESG rating in the solar industry.



Top Choice For Project Applications

Improved IRR with shorter amortisation time, reduced LCOE (Levelised Cost of Energy) and lower BOS (Balance of System) costs.



Extended Stress Tests

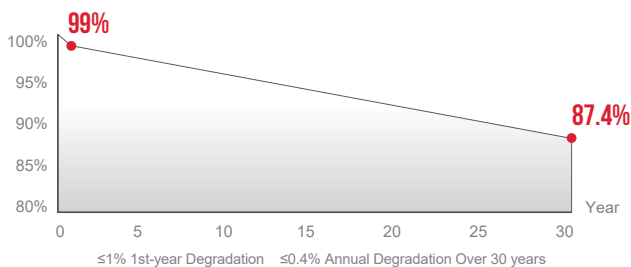
Protection against harsh environmental conditions Certified by TÜV Rheinland.



Green Product

Focus on circular economy - low carbon footprint, PFAS-free and recyclable components.

POWER WARRANTY



COMPANY MANAGEMENT SYSTEM

- SA 8000: ILO Standards. Social responsibility standards
- ISO 9001: Quality management system
- ISO 14001: Environmental management system
- ISO 45001: Occupational health and safety management system
- ISO 50001: Energy management system
- ISO 27001: Information security management system

PRODUCT CERTIFICATION

- IEC 61215, IEC 61730
- Extended-Stress (IEC TS 63209)
- Ammonia Corrosion (IEC 62716)
- Salt Mist Corrosion (IEC 61701)
- LeTID (IEC TS 63342)
- Dust & Sand (IEC 60068)



SolarPower Europe




Warranty partner

Munich RE 

DMxxxG12T-B66HSW

Module Specification

Cell Type	N type Mono-crystalline, 132(6×22)
Dimensions (mm)	2384×1303×33
Weight (kg)	37.7
Front Cover	2mm heat strengthened glass, Anti-reflective coating
Rear Cover	2mm heat strengthened glass
Junction Box	3 Diodes, IP68 according to IEC 62790
Output Cables (Including Connector)	4mm ² /Portrait: 360mm (+)/200mm(-) Landscape: 1400mm(+)/1400mm(-) Length can be customized
Connector Type	PV-ZH202B or MC4-EVO 2A(1500V)



Electrical Specifications¹

Module Type	DM695G12T-B66HSW		DM700G12T-B66HSW		DM705G12T-B66HSW		DM710G12T-B66HSW		DM715G12T-B66HSW		DM720G12T-B66HSW	
	STC ²	NMOT ³	STC	NMOT	STC	NMOT	STC	NMOT	STC	NMOT	STC	NMOT
Maximum Power (Pmax/W)	695	530	700	533	705	537	710	541	715	545	720	549
Maximum Power Current (Imp/A)	17.30	14.07	17.35	14.11	17.40	14.15	17.45	14.19	17.50	14.23	17.54	14.27
Maximum Power Voltage (Vmp/V)	40.20	37.69	40.39	37.86	40.58	38.04	40.76	38.21	40.93	38.37	41.10	38.53
Short-circuit Current (Isc/A)	18.38	14.84	18.43	14.88	18.48	14.92	18.52	14.95	18.56	14.98	18.60	15.01
Open-circuit Voltage (Voc/V)	48.22	45.75	48.42	45.94	48.62	46.13	48.82	46.32	49.02	46.51	49.20	46.68
Module Efficiency STC (%)	22.4		22.5		22.7		22.9		23.0		23.2	

¹ Measurements according to IEC 60904-3, Measurement tolerance: Isc: ±4%, Voc: ±3%, Test uncertainty for Pmax: ±3%, Bifaciality: 80%±5%

² STC (Standard Test Condition): Radiation 1000W/m², Module temperature 25°C, AM=1.5

³ NMOT: Radiation 800W/m², Ambient temperature 20°C, AM=1.5, Wind Speed 1m/s

Electrical Specifications¹(BNPI²)

Nameplate Power (W)	695	700	705	710	715	720
Maximum Power (Pmax/W)	768	774	779	785	790	796
Maximum Power Current (Imp/A)	19.09	19.15	19.20	19.26	19.31	19.36
Maximum Power Voltage (Vmp/V)	40.25	40.44	40.63	40.81	40.98	41.15
Short-circuit Current (Isc/A)	20.22	20.28	20.33	20.38	20.42	20.46
Open-circuit Voltage (Voc/V)	48.23	48.43	48.63	48.83	49.03	49.21

¹ Measurements according to IEC 60904-3, Measurement tolerance: Isc: ±4%, Voc: ±3%, Test uncertainty for Pmax: ±3%

² BNPI: Front radiation 1000W/m², Rear radiation 135W/m², Module temperature 25°C, AM=1.5

Temperature Characteristics

Nominal Module Operating Temperature (NMOT)	42±2°C
Temperature Coefficient of Pmax (%/°C)	-0.29
Temperature Coefficient of Voc (%/°C)	-0.25
Temperature Coefficient of Isc (%/°C)	+0.048

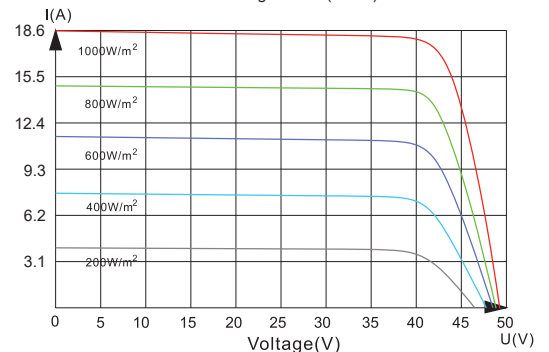
Packaging

Container	40HQ
Pallet Dimensions (mm)	1320×1115×2502
Pieces per Pallet	33
Pieces per Container	594

Operating Conditions

Operating Temperature (°C)	-40 to +85
Maximum System Voltage (V)	1500 DC(IEC)
Overcurrent Protection Rating (A)	35
Power Output Tolerance (%)	0~3
Protection Class	Class II
Max. Test Load, Push/Pull (Pa)	Front 5400 / Back 2400
Max. Design Load, Push/Pull (Pa)	Front 3600 / Back 1600

Current-Voltage Curve (720W)



AG Holding Building, Airport Road Dubai United Arab Emirates
Phone: +971 4 288 1934 E-mail: info@ian.ae Website: www.ian.ae



Statement: The installation instructions and the warranty conditions must be followed. Due to technological progress, product parameters will be adjusted accordingly. When signing the contract, the latest data of the company shall prevail. All information in this data sheet corresponds to EN 50380. Changes and errors excepted. Document: EN DS-G12T-B66HSW-20250619.

©DMEGC 2025 – All Rights Reserved