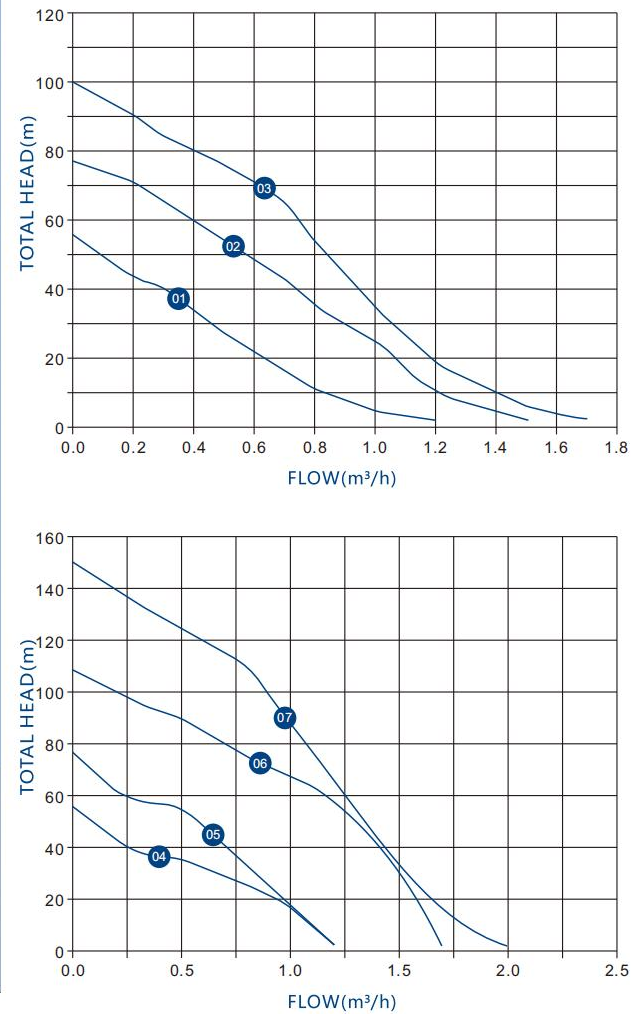




PERFORMANCE CURVES



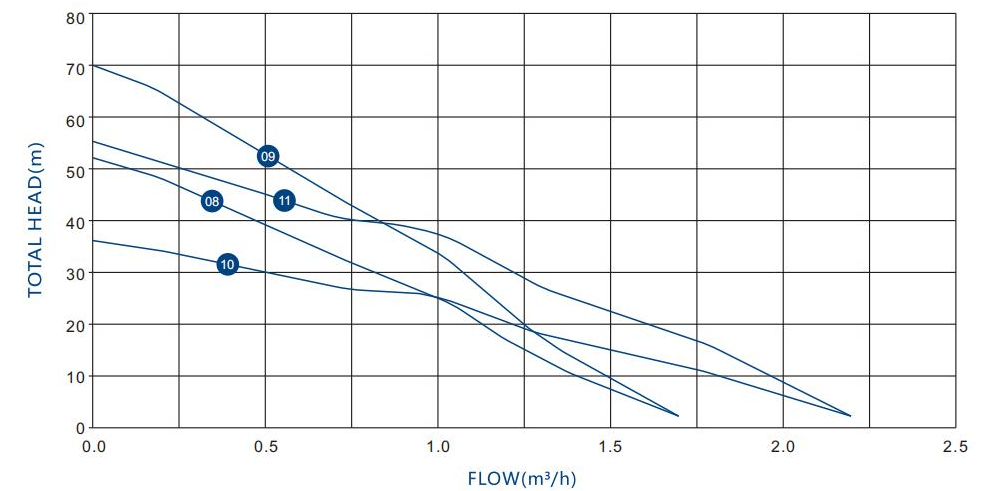
TECHNICAL DATA

NO.	Model	Power		Max. Flow	Max. Head	Outlet (Inch)	Cable	Solar Panels
		Kw	Hp					
1	HD-2SS1.2-56-24-120	0.12	0.16	1.2m³/h	56m	0.75"	1.5m	550W*1
2	HD-2SS1.5-77-24-210	0.21	0.28	1.5m³/h	77m	0.75"	1.5m	550W*1
3	HD-2SS1.7-100-48-500	0.5	0.67	1.7m³/h	100m	0.75"	1.5m	550W*2

NO.	Model	Power		Max. Flow	Max. Head	Outlet (Inch)	Cable	Solar Panels
		Kw	Hp					
4	HD-3SS1.2-56-24-120	0.12	0.16	1.2m³/h	56m	0.75"	2m	550W*1
5	HD-3SS1.2-77-24-210	0.21	0.28	1.2m³/h	77m	0.75"	2m	550W*1
6	HD-3SS1.7-109-48-500	0.5	0.67	1.7m³/h	109m	0.75"	2m	550W*2
7	HD-3SS2.0-150-72-750	0.75	1	2.0m³/h	150m	0.75"	2m	550W*3



MODEL DEFINITION

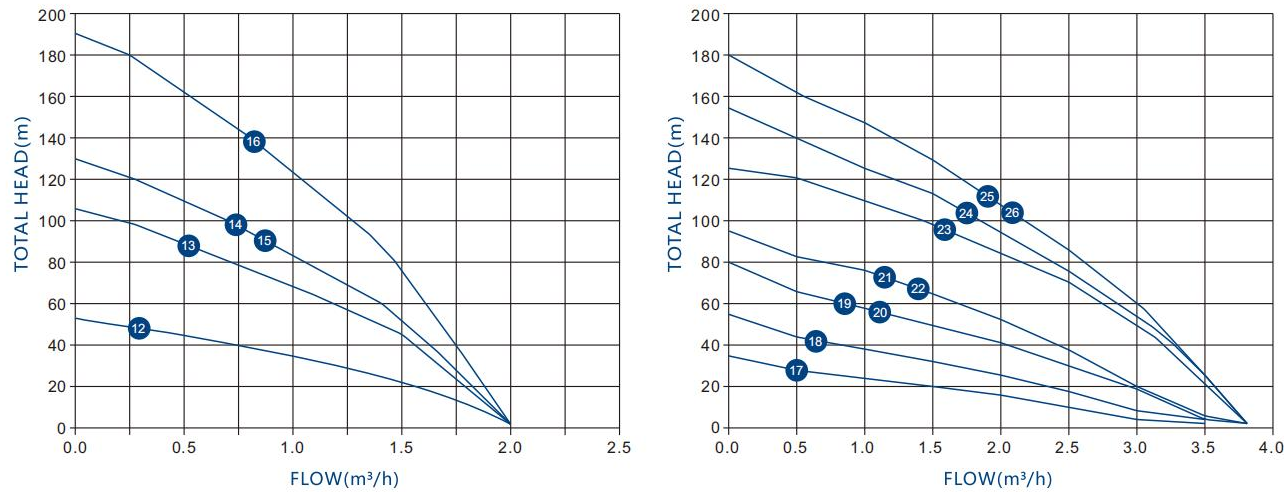


TECHNICAL DATA

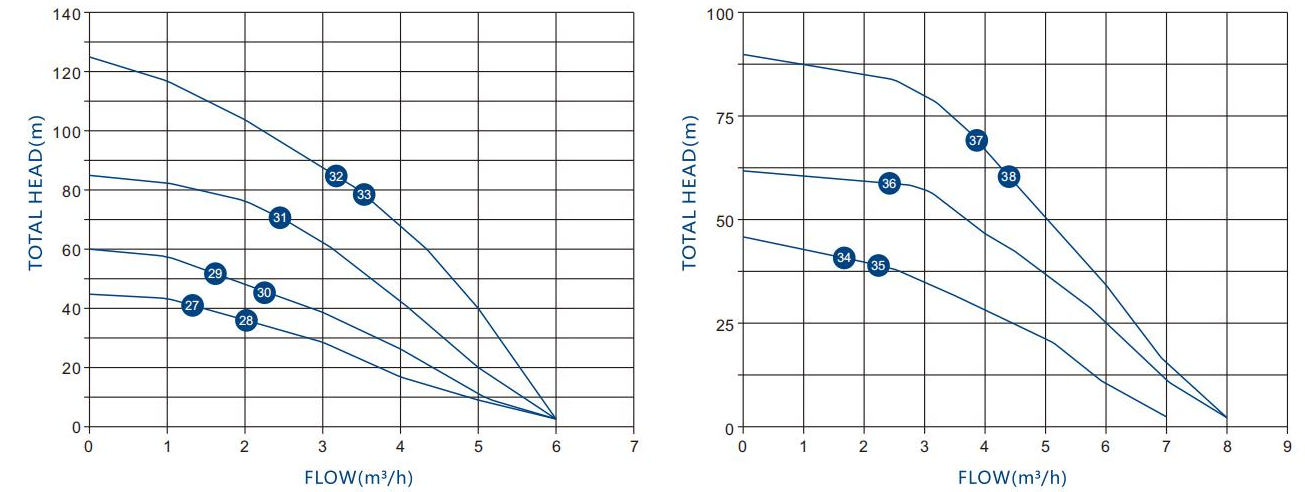
NO.	Model	Power		Max. Flow	Max. Head	Outlet (Inch)	Cable	Solar Panels
		Kw	Hp					
8	HD-2SC1.7-52-24-300	0.3	0.4	1.7m³/h	52m	0.75"	1.5m	550W*1
9	HD-2SC1.7-70-48-400	0.4	0.55	1.7m³/h	70m	0.75"	1.5m	550W*2
10	HD-2SC2.2-36-24-300	0.3	0.4	2.2m³/h	36m	0.75"	1.5m	550W*1
11	HD-2SC2.2-55-48-400	0.4	0.55	2.2m³/h	55m	0.75"	1.5m	550W*2



PERFORMANCE CURVES



PERFORMANCE CURVES

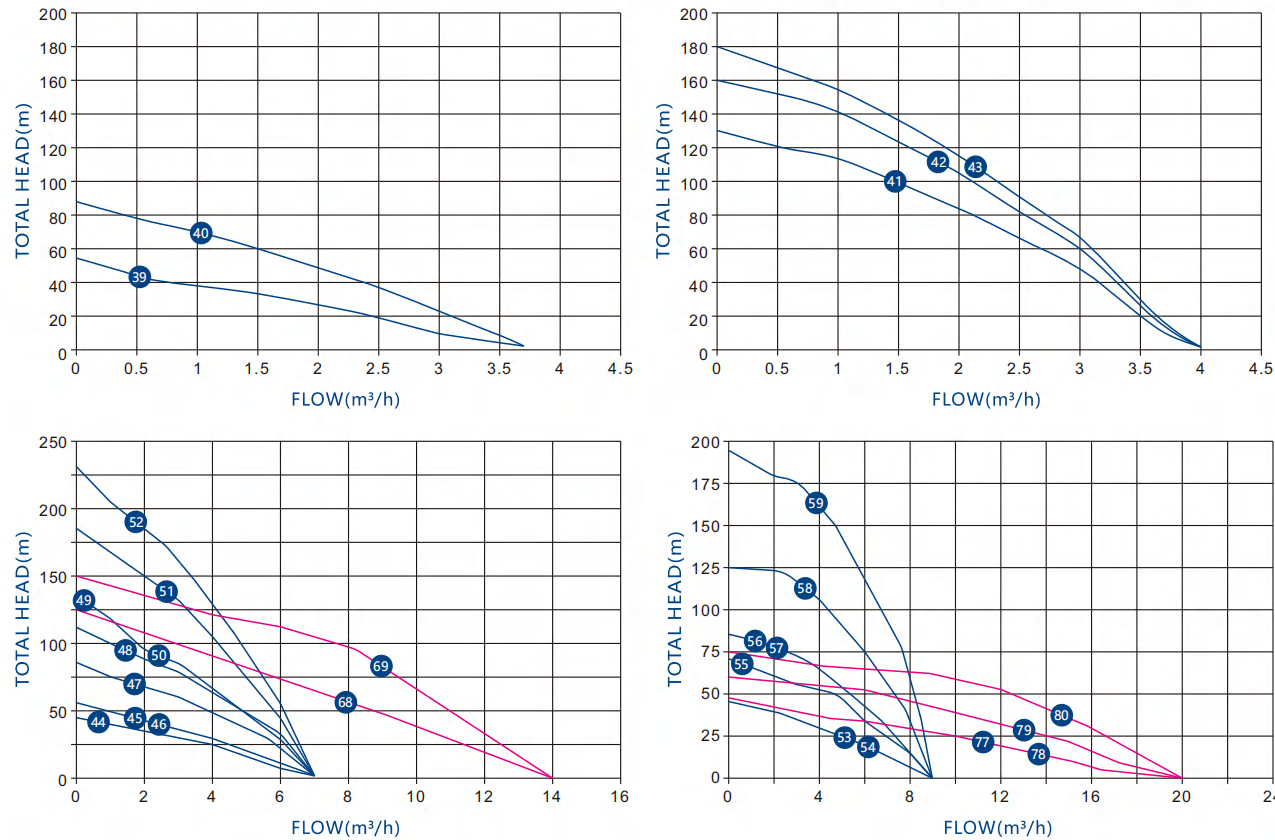


TECHNICAL DATA

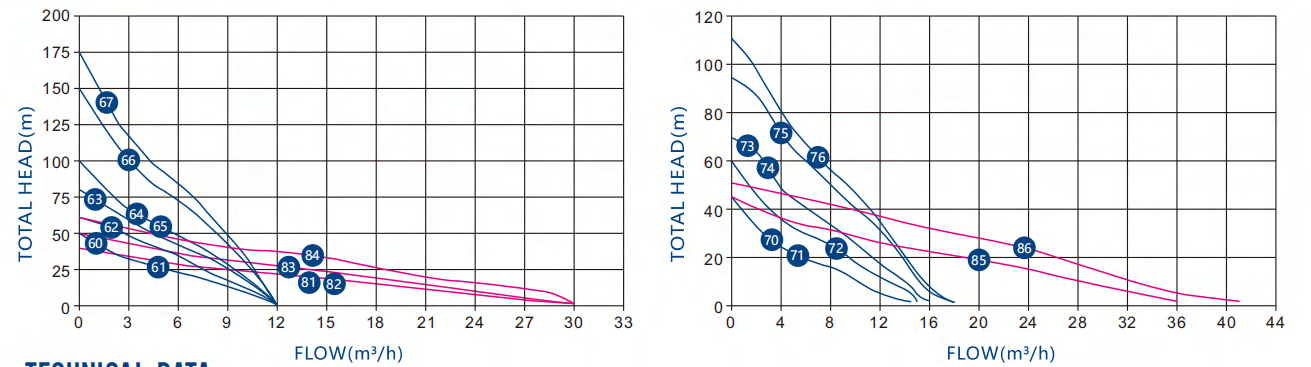
NO.	Model	Power		Max. Flow	Max. Head	Outlet (Inch)	Cable	Solar Panels
		Kw	Hp					
12	HD-3SC2-53-24-300	0.3	0.4	2m³/h	53m	1.25"	2m	550W*1
13	HD-3SC2-105-48-600	0.6	0.8	2m³/h	105m	1.25"	2m	550W*2
14	HD-3SC2-130-48-750	0.75	1	2m³/h	130m	1.25"	2m	550W*2
15	HD-3SC2-130-72-750	0.75	1	2m³/h	130m	1.25"	2m	550W*3
16	HD-3SC2-190-110-1100	1.1	1.5	2m³/h	190m	1.25"	2m	550W*3
17	HD-3SC3.5-35-24-300	0.3	0.4	3.5m³/h	35m	1.25"	2m	550W*1
18	HD-3SC3.8-55-48-400	0.4	0.55	3.8m³/h	55m	1.25"	2m	550W*2
19	HD-3SC3.8-80-48-600	0.6	0.8	3.8m³/h	80m	1.25"	2m	550W*2
20	HD-3SC3.8-80-72-600	0.6	0.8	3.8m³/h	80m	1.25"	2m	550W*3
21	HD-3SC3.8-95-48-750	0.75	1	3.8m³/h	95m	1.25"	2m	550W*2
22	HD-3SC3.8-95-72-750	0.75	1	3.8m³/h	95m	1.25"	2m	550W*3
23	HD-3SC3.8-125-110-1100	1.1	1.5	3.8m³/h	125m	1.25"	2m	550W*3
24	HD-3SC3.8-155-110-1300	1.3	1.75	3.8m³/h	155m	1.25"	2m	550W*3
25	HD-3SC3.8-180-110-1500	1.5	2	3.8m³/h	180m	1.25"	2m	550W*4
26	HD-3SC3.8-180-180-1500	1.5	2	3.8m³/h	180m	1.25"	2m	550W*5
27	HD-3SC6-45-48-600	0.6	0.8	6.0m³/h	45m	1.25"/1.5"	2m	550W*2
28	HD-3SC6-45-72-600	0.6	0.8	6.0m³/h	45m	1.25"/1.5"	2m	550W*3
29	HD-3SC6-60-48-750	0.75	1	6.0m³/h	60m	1.25"/1.5"	2m	550W*2
30	HD-3SC6-60-72-750	0.75	1	6.0m³/h	60m	1.25"/1.5"	2m	550W*3
31	HD-3SC6-85-110-1100	1.1	1.5	6.0m³/h	85m	1.25"/1.5"	2m	550W*3
32	HD-3SC6-125-110-1500	1.5	2	6.0m³/h	125m	1.25"/1.5"	2m	550W*4
33	HD-3SC6-125-180-1500	1.5	2	6.0m³/h	125m	1.25"/1.5"	2m	550W*5
34	HD-3SC7-46-48-750	0.75	1	7.0m³/h	46m	1.25"/1.5"	2m	550W*2
35	HD-3SC7-46-72-750	0.75	1	7.0m³/h	46m	1.25"/1.5"	2m	550W*3
36	HD-3SC8-62-110-1100	1.1	1.5	8.0m³/h	62m	1.25"/1.5"	2m	550W*3
37	HD-3SC8-90-110-1500	1.5	2	8.0m³/h	90m	1.25"/1.5"	2m	550W*4
38	HD-3SC8-90-180-1500	1.5	2	8.0m³/h	90m	1.25"/1.5"	2m	550W*5



PERFORMANCE CURVES



PERFORMANCE CURVES

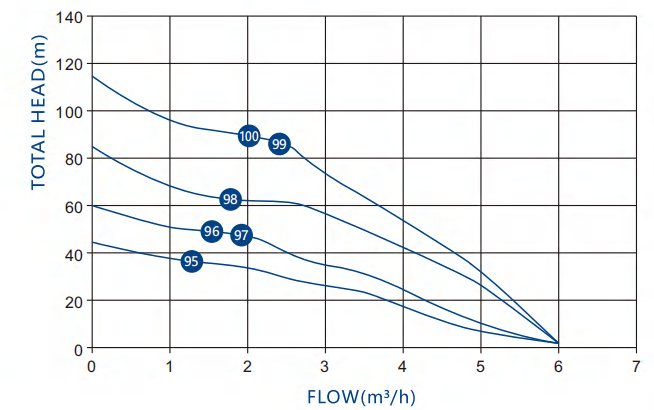
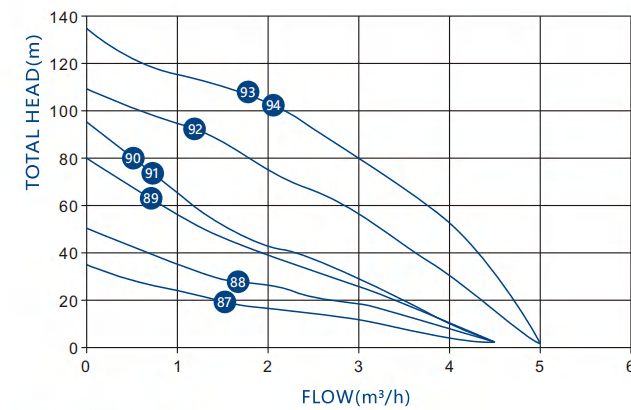


TECHNICAL DATA

NO.	Model	Power		Max. Flow	Max. Head	Outlet (Inch)	Cable	Solar Panels
		Kw	Hp					
39	HD-4SC3.6-55-48-500	0.5	0.7	3.6m³/h	55m	1.25"	2m	550W*2
40	HD-4SC3.6-88-72-750	0.75	1	3.6m³/h	88m	1.25"	2m	550W*3
41	HD-4SC4-130-110-1100	1.1	1.5	4.0m³/h	130m	1.25"	2m	550W*3
42	HD-4SC4-160-110-1300	1.3	1.75	4.0m³/h	160m	1.25"	2m	550W*3
43	HD-4SC4-180-110-1500	1.5	2	4.0m³/h	180m	1.25"	2m	550W*4
44	HD-4SC7-45-48-600	0.6	0.8	7.0m³/h	45m	1.25"/1.5"/2"	2m	550W*2
45	HD-4SC7-56-48-750	0.75	1	7.0m³/h	56m	1.25"/1.5"/2"	2m	550W*2
46	HD-4SC7-56-72-750	0.75	1	7.0m³/h	56m	1.25"/1.5"/2"	2m	550W*3
47	HD-4SC7-86-110-1100	1.1	1.5	7.0m³/h	86m	1.25"/1.5"/2"	2m	550W*3
48	HD-4SC7-112-110-1300	1.3	1.75	7.0m³/h	112m	1.25"/1.5"/2"	2m	550W*3
49	HD-4SC7-135-110-1500	1.5	2	7.0m³/h	135m	1.25"/1.5"/2"	2m	550W*4
50	HD-4SC7-135-180-1500	1.5	2	7.0m³/h	135m	1.25"/1.5"/2"	2m	550W*5
51	HD-4SC7-185-280-2200	2.2	3	7.0m³/h	185m	1.25"/1.5"/2"	2m	550W*7
52	HD-4SC7-230-300-3000	3	4	7.0m³/h	230m	1.25"/1.5"/2"	2m	550W*8
53	HD-4SC9-45-48-750	0.75	1	9.0m³/h	45m	1.5"/2"	2m	550W*2
54	HD-4SC9-45-72-750	0.75	1	9.0m³/h	45m	1.5"/2"	2m	550W*3
55	HD-4SC9-71-110-1300	1.3	1.75	9.0m³/h	71m	1.5"/2"	2m	550W*3
56	HD-4SC9-85-110-1500	1.5	2	9.0m³/h	85m	1.5"/2"	2m	550W*4
57	HD-4SC9-85-180-1500	1.5	2	9.0m³/h	85m	1.5"/2"	2m	550W*5
58	HD-4SC9-125-280-2200	2.2	3	9.0m³/h	125m	1.5"/2"	2m	550W*7
59	HD-4SC9-195-300-3000	3	4	9.0m³/h	195m	1.5"/2"	2m	550W*8
60	HD-4SC12-50-48-750	0.75	1	12.0m³/h	50m	2"	2m	550W*2
61	HD-4SC12-50-72-750	0.75	1	12.0m³/h	50m	2"	2m	550W*3
62	HD-4SC12-60-110-1100	1.1	1.5	12.0m³/h	60m	2"	2m	550W*3
63	HD-4SC12-80-110-1300	1.3	1.75	12.0m³/h	80m	2"	2m	550W*3
64	HD-4SC12-100-110-1500	1.5	2	12.0m³/h	100m	2"	2m	550W*4
65	HD-4SC12-100-180-1500	1.5	2	12.0m³/h	100m	2"	2m	550W*5
66	HD-4SC12-150-280-2200	2.2	3	12.0m³/h	150m	2"	2m	550W*7
67	HD-4SC12-175-300-3000	3	4	12.0m³/h	175m	2"	2m	550W*8
68	HD-4SC14-125-280-2200	2.2	3	14.0m³/h	125m	2"	2m	550W*7
69	HD-4SC14-150-300-3000	3	4	14.0m³/h	150m	2"	2m	550W*8
70	HD-4SC15-45-48-750	0.75	1	15.0m³/h	45m	2"	2m	550W*2
71	HD-4SC15-45-72-750	0.75	1	15.0m³/h	45m	2"	2m	550W*3
72	HD-4SC15-60-110-1100	1.1	1.5	15.0m³/h	60m	2"	2m	550W*3
73	HD-4SC16-70-110-1500	1.5	2	16.0m³/h	70m	2"	2m	550W*4
74	HD-4SC16-70-180-1500	1.5	2	16.0m³/h	70m	2"	2m	550W*5
75	HD-4SC18-95-280-2200	2.2	3	18.0m³/h	95m	2"	2m	550W*7
76	HD-4SC18-112-300-3000	3	4	18.0m³/h	112m	2"	2m	550W*8
77	HD-4SC20-48-110-1500	1.5	2	20.0m³/h	48m	2"	2m	550W*4
78	HD-4SC20-48-180-1500	1.5	2	20.0m³/h	48m	2"	2m	550W*5
79	HD-4SC20-60-280-2200	2.2	3	20.0m³/h	60m	2"	2m	550W*7
80	HD-4SC20-75-300-3000	3	4	20.0m³/h	75m	2"	2m	550W*8
81	HD-4SC30-40-110-1500	1.5	2	30.0m³/h	40m	2"	2m	550W*4
82	HD-4SC30-40-180-1500	1.5	2	30.0m³/h	40m	2"	2m	550W*5
83	HD-4SC30-50-280-2200	2.2	3	30.0m³/h	50m	2"	2m	550W*7
84	HD-4SC30-60-300-3000	3	4	30.0m³/h	60m	2"	2m	550W*8
85	HD-4SC36-45-280-2200	2.2	3	36.0m³/h	45m	2"	2m	550W*7
86	HD-4SC41-52-300-3000	3	4	41.0m³/h	52m	2"	2m	550W*8



PERFORMANCE CURVES

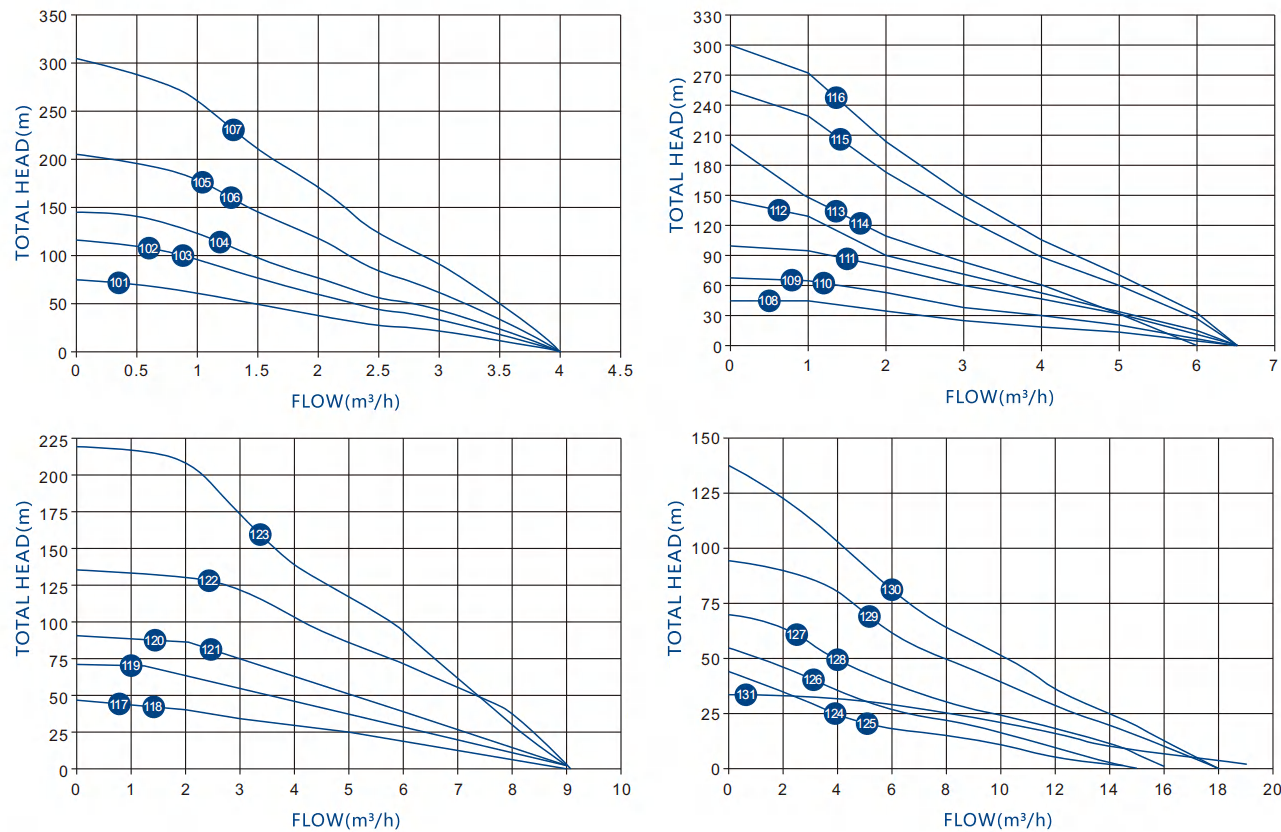


TECHNICAL DATA

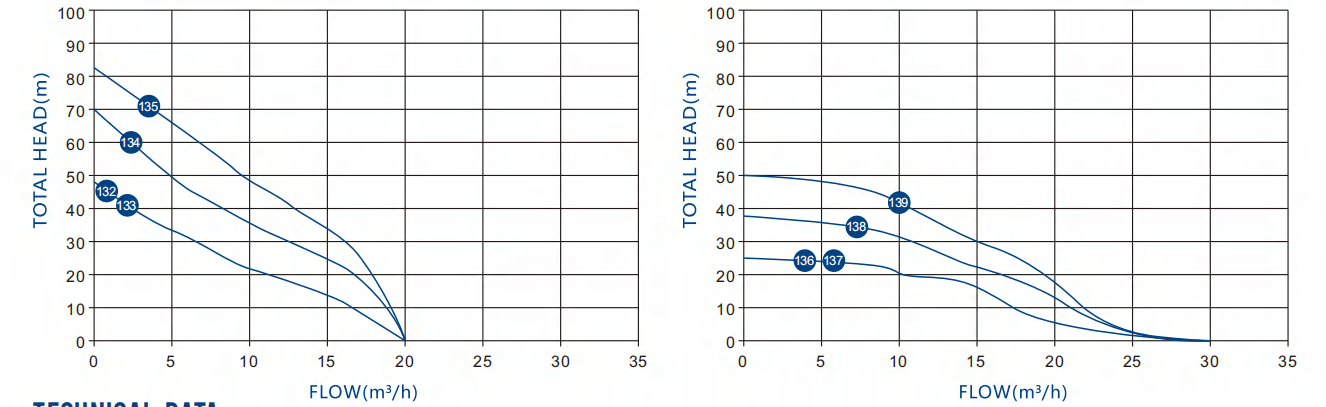
NO.	Model	Power		Max. Flow	Max. Head	Outlet (Inch)	Cable	Solar Panels
		Kw	Hp					
87	HD-3SSC4.5-35-24-300	0.3	0.4	4.5m³/h	35m	1.25"	2m	550W*1
88	HD-3SSC4.5-50-48-400	0.4	0.55	4.5m³/h	50m	1.25"	2m	550W*2
89	HD-3SSC4.5-80-48-600	0.6	0.8	4.5m³/h	80m	1.25"	2m	550W*2
90	HD-3SSC4.5-95-48-750	0.75	1	4.5m³/h	95m	1.25"	2m	550W*2
91	HD-3SSC4.5-95-72-750	0.75	1	4.5m³/h	95m	1.25"	2m	550W*3
92	HD-3SSC5-110-110-1100	1.1	1.5	5.0m³/h	110m	1.25"	2m	550W*3
93	HD-3SSC5-135-110-1500	1.5	2	5.0m³/h	135m	1.25"	2m	550W*4
94	HD-3SSC5-135-180-1500	1.5	2	5.0m³/h	135m	1.25"	2m	550W*5
95	HD-3SSC6-44-48-600	0.6	0.8	6.0m³/h	44m	1.25"	2m	550W*2
96	HD-3SSC6-60-48-750	0.75	1	6.0m³/h	60m	1.25"	2m	550W*2
97	HD-3SSC6-60-72-750	0.75	1	6.0m³/h	60m	1.25"	2m	550W*3
98	HD-3SSC6-85-110-1100	1.1	1.5	6.0m³/h	85m	1.25"	2m	550W*3
99	HD-3SSC6-115-110-1500	1.5	2	6.0m³/h	115m	1.25"	2m	550W*4
100	HD-3SSC6-115-180-1500	1.5	2	6.0m³/h	115m	1.25"	2m	550W*5



PERFORMANCE CURVES



PERFORMANCE CURVES

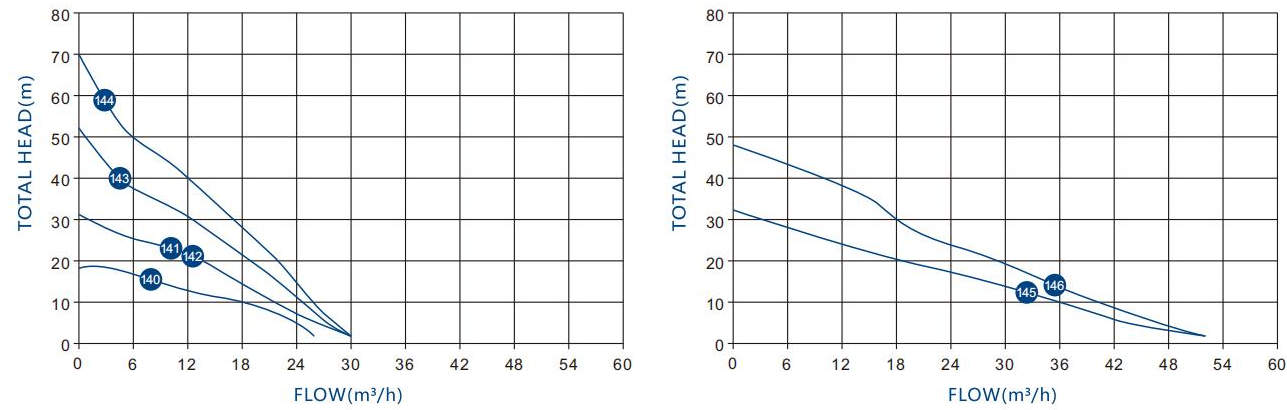


TECHNICAL DATA

NO.	Model	Power		Max. Flow	Max. Head	Outlet (Inch)	Cable	Solar Panels
		Kw	Hp					
101	HD-4SSC4-75-48-600	0.6	0.8	4.0m³/h	75m	1.25"	2m	550W*2
102	HD-4SSC4-115-48-750	0.75	1	4.0m³/h	115m	1.25"	2m	550W*2
103	HD-4SSC4-115-72-750	0.75	1	4.0m³/h	115m	1.25"	2m	550W*3
104	HD-4SSC4-145-110-1100	1.1	1.5	4.0m³/h	145m	1.25"	2m	550W*3
105	HD-4SSC4-205-110-1500	1.5	2	4.0m³/h	205m	1.25"	2m	550W*4
106	HD-4SSC4-205-180-1500	1.5	2	4.0m³/h	205m	1.25"	2m	550W*5
107	HD-4SSC4-303-280-2200	2.2	3	4.0m³/h	303m	1.25"	2m	550W*7
108	HD-4SSC6.5-45-48-500	0.5	0.7	6.5m³/h	45m	1.25"	2m	550W*2
109	HD-4SSC6.5-67-48-750	0.75	1	6.5m³/h	67m	1.25"	2m	550W*2
110	HD-4SSC6.5-67-72-750	0.75	1	6.5m³/h	67m	1.25"	2m	550W*3
111	HD-4SSC6.5-101-110-1100	1.1	1.5	6.5m³/h	101m	1.25"	2m	550W*3
112	HD-4SSC6.5-146-110-1300	1.3	1.75	6.5m³/h	146m	1.25"	2m	550W*3
113	HD-4SSC6-203-110-1500	1.5	2	6.0m³/h	203m	1.25"	2m	550W*4
114	HD-4SSC6-203-180-1500	1.5	2	6.0m³/h	203m	1.25"	2m	550W*5
115	HD-4SSC6.5-255-280-2200	2.2	3	6.5m³/h	255m	1.25"	2m	550W*7
116	HD-4SSC6.5-300-300-3000	3	4	6.5m³/h	300m	1.25"	2m	550W*8
117	HD-4SSC9-48-48-750	0.75	1	9.0m³/h	48m	2"	2m	550W*2
118	HD-4SSC9-48-72-750	0.75	1	9.0m³/h	48m	2"	2m	550W*3
119	HD-4SSC9-70-110-1100	1.1	1.5	9.0m³/h	70m	2"	2m	550W*3
120	HD-4SSC9-90-110-1500	1.5	2	9.0m³/h	90m	2"	2m	550W*4
121	HD-4SSC9-90-180-1500	1.5	2	9.0m³/h	90m	2"	2m	550W*5
122	HD-4SSC9-135-280-2200	2.2	3	9.0m³/h	135m	2"	2m	550W*7
123	HD-4SSC9-220-300-3000	3	4	9.0m³/h	220m	2"	2m	550W*8
124	HD-4SSC14.5-45-48-750	0.75	1	14.5m³/h	45m	2"	2m	550W*2
125	HD-4SSC14.5-45-72-750	0.75	1	14.5m³/h	45m	2"	2m	550W*3
126	HD-4SSC15-55-110-1100	1.1	1.5	15.0m³/h	55m	2"	2m	550W*3
127	HD-4SSC16-70-110-1500	1.5	2	16.0m³/h	70m	2"	2m	550W*4
128	HD-4SSC16-70-180-1500	1.5	2	16.0m³/h	70m	2"	2m	550W*5
129	HD-4SSC18-95-280-2200	2.2	3	18.0m³/h	95m	2"	2m	550W*7
130	HD-4SSC18-137-300-3000	3	4	18.0m³/h	137m	2"	2m	550W*8
131	HD-4SSC19-35-110-1100	1.1	1.5	19.0m³/h	35m	2"	2m	550W*3
132	HD-4SSC20-48-110-1500	1.5	2	20.0m³/h	48m	2"	2m	550W*4
133	HD-4SSC20-48-180-1500	1.5	2	20.0m³/h	48m	2"	2m	550W*5
134	HD-4SSC20-70-280-2200	2.2	3	20.0m³/h	70m	2"	2m	550W*7
135	HD-4SSC20-82-300-3000	3	4	20.0m³/h	82m	2"	2m	550W*8
136	HD-4SSC25-25-110-1500	1.5	2	25.0m³/h	25m	2"	2m	550W*4
137	HD-4SSC25-25-180-1500	1.5	2	25.0m³/h	25m	2"	2m	550W*5
138	HD-4SSC30-38-280-2200	2.2	3	30.0m³/h	38m	2"	2m	550W*7
139	HD-4SSC30-50-300-3000	3	4	30.0m³/h	50m	2"	2m	550W*8



PERFORMANCE CURVES

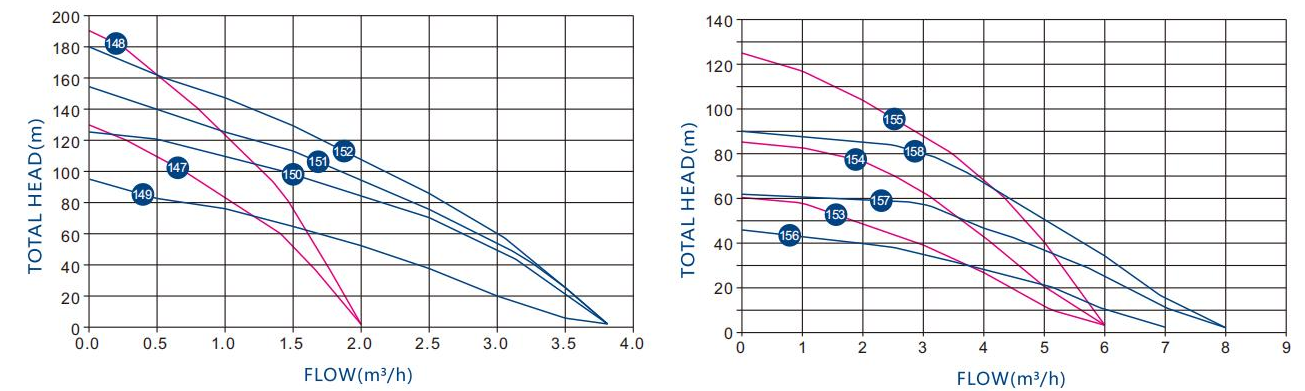


TECHNICAL DATA

NO.	Model	Power		Max. Flow	Max. Head	Outlet (Inch)	Cable	Solar Panels
		Kw	Hp					
140	HD-4/6SSC26-18-110-1100	1.1	1.5	26.0m³/h	18m	3"	2m	550W*3
141	HD-4/6SSC30-31-110-1500	1.5	2	30.0m³/h	31m	3"	2m	550W*4
142	HD-4/6SSC30-31-180-1500	1.5	2	30.0m³/h	31m	3"	2m	550W*5
143	HD-4/6SSC30-52-280-2200	2.2	3	30.0m³/h	52m	3"	2m	550W*7
144	HD-4/6SSC30-70-300-3000	3	4	30.0m³/h	70m	3"	2m	550W*8
145	HD-4/6SSC52-32-280-2200	2.2	3	52.0m³/h	32m	3"	2m	550W*7
146	HD-4/6SSC52-48-300-3000	3	4	52.0m³/h	48m	3"	2m	550W*8



PERFORMANCE CURVES

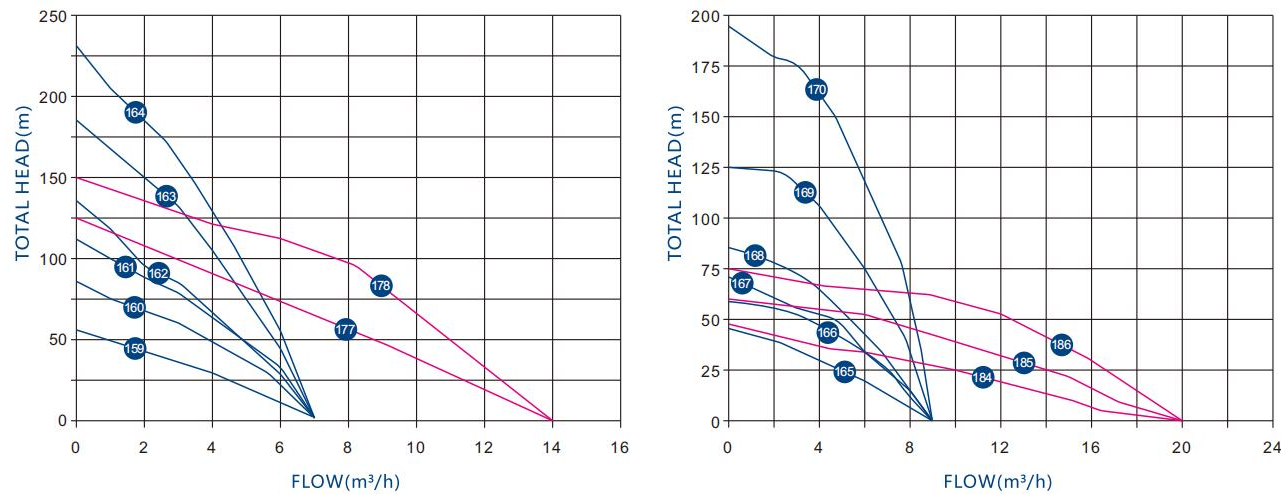


TECHNICAL DATA

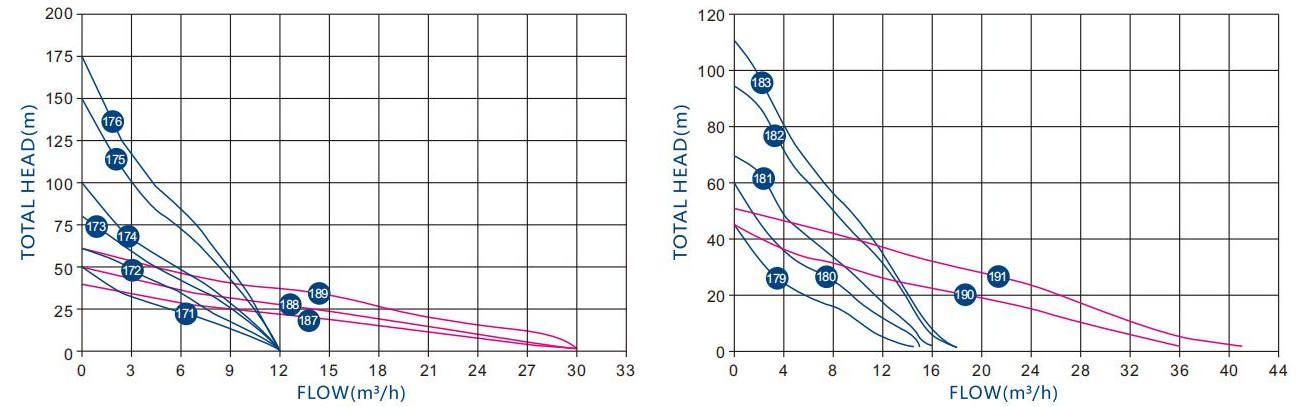
NO.	Model	Power		Max. Flow	Max. Head	Outlet (Inch)	Cable	Solar Panels
		Kw	Hp					
147	HD-3SC2-130-96-750-A/D	0.75	1	2m³/h	130m	1.25"	2m	550W*3
148	HD-3SC2-190-150-1100-A/D	1.1	1.5	2m³/h	190m	1.25"	2m	550W*4
149	HD-3SC3.8-95-96-750-A/D	0.75	1	3.8m³/h	95m	1.25"	2m	550W*3
150	HD-3SC3.8-125-150-1100-A/D	1.1	1.5	3.8m³/h	125m	1.25"	2m	550W*4
151	HD-3SC3.8-155-170-1300-A/D	1.3	1.75	3.8m³/h	155m	1.25"	2m	550W*5
152	HD-3SC3.8-180-180-1500-A/D	1.5	2	3.8m³/h	180m	1.25"	2m	550W*5
153	HD-3SC6-60-96-750-A/D	0.75	1	6.0m³/h	60m	1.25"/1.5"	2m	550W*3
154	HD-3SC6-85-150-1100-A/D	1.1	1.5	6.0m³/h	85m	1.25"/1.5"	2m	550W*4
155	HD-3SC6-125-180-1500-A/D	1.5	2	6.0m³/h	125m	1.25"/1.5"	2m	550W*5
156	HD-3SC7-46-96-750-A/D	0.75	1	7.0m³/h	46m	1.25"/1.5"	2m	550W*3
157	HD-3SC8-62-150-1100-A/D	1.1	1.5	8.0m³/h	62m	1.25"/1.5"	2m	550W*4
158	HD-3SC8-90-180-1500-A/D	1.5	2	8.0m³/h	90m	1.25"/1.5"	2m	550W*5



PERFORMANCE CURVES



PERFORMANCE CURVES

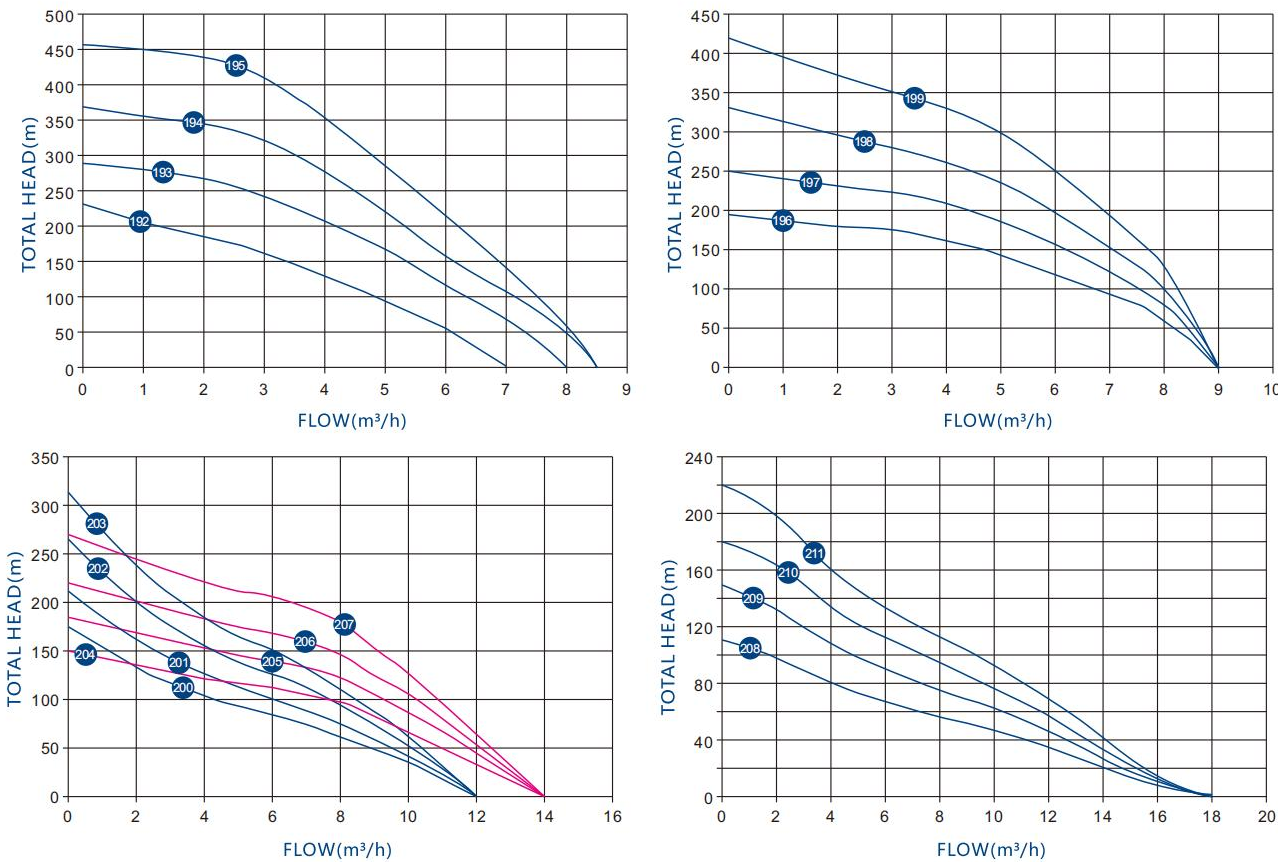


TECHNICAL DATA

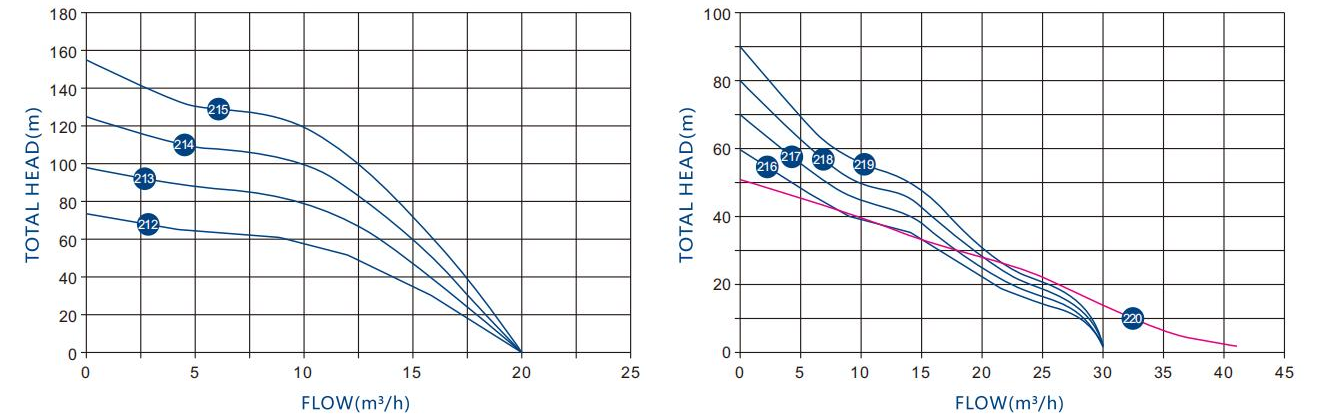
NO.	Model	Power		Max. Flow	Max. Head	Outlet (Inch)	Cable	Solar Panels
		Kw	Hp					
159	HD-4SC7-56-96-750-A/D	0.75	1	7.0m³/h	56m	1.25"/1.5"/2"	2m	550W*3
160	HD-4SC7-86-150-1100-A/D	1.1	1.5	7.0m³/h	86m	1.25"/1.5"/2"	2m	550W*4
161	HD-4SC7-112-170-1300-A/D	1.3	1.75	7.0m³/h	112m	1.25"/1.5"/2"	2m	550W*5
162	HD-4SC7-135-180-1500-A/D	1.5	2	7.0m³/h	135m	1.25"/1.5"/2"	2m	550W*5
163	HD-4SC7-185-280-2200-A/D	2.2	3	7.0m³/h	185m	1.25"/1.5"/2"	2m	550W*7
164	HD-4SC7-230-300-3000-A/D	3	4	7.0m³/h	230m	1.25"/1.5"/2"	2m	550W*8
165	HD-4SC9-45-96-750-A/D	0.75	1	9.0m³/h	45m	1.5"/2"	2m	550W*3
166	HD-4SC9-58-150-1100-A/D	1.1	1.5	9.0m³/h	58m	1.5"/2"	2m	550W*4
167	HD-4SC9-71-170-1300-A/D	1.3	1.75	9.0m³/h	71m	1.5"/2"	2m	550W*5
168	HD-4SC9-85-180-1500-A/D	1.5	2	9.0m³/h	85m	1.5"/2"	2m	550W*5
169	HD-4SC9-125-280-2200-A/D	2.2	3	9.0m³/h	125m	1.5"/2"	2m	550W*7
170	HD-4SC9-195-300-3000-A/D	3	4	9.0m³/h	195m	1.5"/2"	2m	550W*8
171	HD-4SC12-50-96-750-A/D	0.75	1	12.0m³/h	50m	2"	2m	550W*3
172	HD-4SC12-60-150-1100-A/D	1.1	1.5	12.0m³/h	60m	2"	2m	550W*4
173	HD-4SC12-80-170-1300-A/D	1.3	1.75	12.0m³/h	80m	2"	2m	550W*5
174	HD4SC12-100-180-1500-A/D	1.5	2	12.0m³/h	100m	2"	2m	550W*5
175	HD-4SC12-150-280-2200-A/D	2.2	3	12.0m³/h	150m	2"	2m	550W*7
176	HD-4SC12-175-300-3000-A/D	3	4	12.0m³/h	175m	2"	2m	550W*8
177	HD-4SC14-125-280-2200-A/D	2.2	3	14.0m³/h	125m	2"	2m	550W*7
178	HD-4SC14-150-300-3000-A/D	3	4	14.0m³/h	150m	2"	2m	550W*8
179	HD-4SC15-45-96-750-A/D	0.75	1	15.0m³/h	45m	2"	2m	550W*3
180	HD-4SC15-60-150-1100-A/D	1.1	1.5	15.0m³/h	60m	2"	2m	550W*4
181	HD-4SC16-70-180-1500-A/D	1.5	2	16.0m³/h	70m	2"	2m	550W*5
182	HD-4SC18-95-280-2200-A/D	2.2	3	18.0m³/h	95m	2"	2m	550W*7
183	HD-4SC18-112-300-3000-A/D	3	4	18.0m³/h	112m	2"	2m	550W*8
184	HD-4SC20-48-180-1500-A/D	1.5	2	20.0m³/h	48m	2"	2m	550W*5
185	HD-4SC20-60-280-2200-A/D	2.2	3	20.0m³/h	60m	2"	2m	550W*7
186	HD-4SC20-75-300-3000-A/D	3	4	20.0m³/h	75m	2"	2m	550W*8
187	HD-4SC30-40-180-1500-A/D	1.5	2	30.0m³/h	40m	2"	2m	550W*5
188	HD-4SC30-50-280-2200-A/D	2.2	3	30.0m³/h	50m	2"	2m	550W*7
189	HD-4SC30-60-300-3000-A/D	3	4	30.0m³/h	60m	2"	2m	550W*8
190	HD-4SC36-45-280-2200-A/D	2.2	3	36.0m³/h	45m	3"	2m	550W*7
191	HD-4SC41-52-300-3000-A/D	3	4	41.0m³/h	52m	3"	2m	550W*8



PERFORMANCE CURVES



PERFORMANCE CURVES

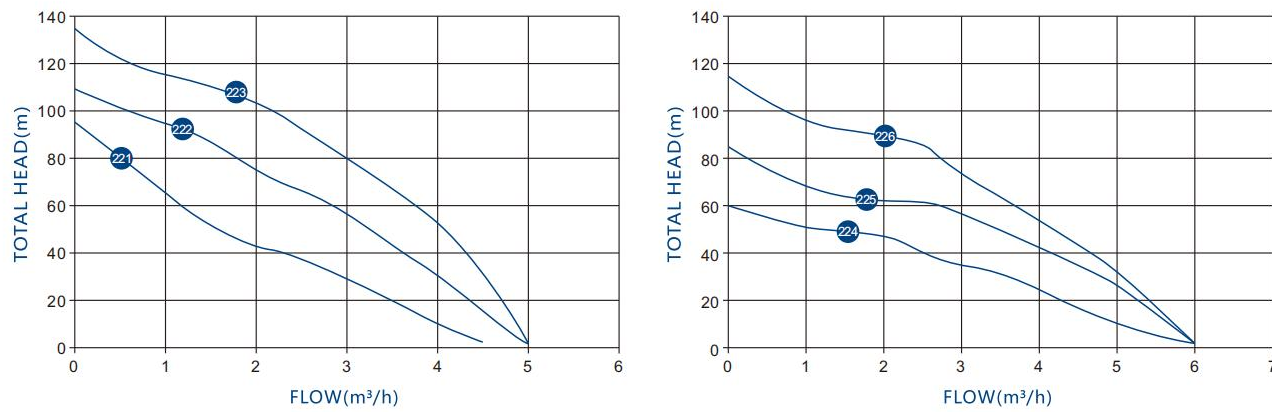


TECHNICAL DATA

NO.	Model	Power		Max. Flow	Max. Head	Outlet (inch)	Cable	Solar Panels
		Kw	HP					
192	HD-4SC7-230-530-3000-A/D	3	4	7.0m³/h	230m	1.25"/1.5"/2"	2m	550W*12
193	HD-4SC8-290-530-4000-A/D	4	5.5	8.0m³/h	290m	1.25"/1.5"/2"	2m	550W*12
194	HD-4SC8.5-370-530-5500-A/D	5.5	7.5	8.5m³/h	370m	1.25"/1.5"/2"	2m	550W*13
195	HD-4SC8.5-456-530-7500-A/D	7.5	10	8.5m³/h	456m	1.25"/1.5"/2"	2m	550W*13*2
196	HD-4SC9-195-530-3000-A/D	3	4	9.0m³/h	195m	1.5"/2"	2m	550W*12
197	HD-4SC9-250-530-4000-A/D	4	5.5	9.0m³/h	250m	1.5"/2"	2m	550W*12
198	HD-4SC9-330-530-5500-A/D	5.5	7.5	9.0m³/h	330m	1.5"/2"	2m	550W*13
199	HD-4SC9-420-530-7500-A/D	7.5	10	9.0m³/h	420m	1.5"/2"	2m	550W*13*2
200	HD-4SC12-175-530-3000-A/D	3	4	12.0m³/h	175m	2"	2m	550W*12
201	HD-4SC12-213-530-4000-A/D	4	5.5	12.0m³/h	213m	2"	2m	550W*12
202	HD-4SC12-265-530-5500-A/D	5.5	7.5	12.0m³/h	265m	2"	2m	550W*13
203	HD-4SC12-315-530-7500-A/D	7.5	10	12.0m³/h	315m	2"	2m	550W*13*2
204	HD-4SC14-150-530-3000-A/D	3	4	14.0m³/h	150m	2"	2m	550W*12
205	HD-4SC14-185-530-4000-A/D	4	5.5	14.0m³/h	185m	2"	2m	550W*12
206	HD-4SC14-220-530-5500-A/D	5.5	7.5	14.0m³/h	220m	2"	2m	550W*13
207	HD-4SC14-270-530-7500-A/D	7.5	10	14.0m³/h	270m	2"	2m	550W*13*2
208	HD-4SC18-112-530-3000-A/D	3	4	18.0m³/h	112m	2"	2m	550W*12
209	HD-4SC18-150-530-4000-A/D	4	5.5	18.0m³/h	150m	2"	2m	550W*12
210	HD-4SC18-180-530-5500-A/D	5.5	7.5	18.0m³/h	180m	2"	2m	550W*13
211	HD-4SC18-220-530-7500-A/D	7.5	10	18.0m³/h	220m	2"	2m	550W*13*2
212	HD-4SC20-75-530-3000-A/D	3	4	20.0m³/h	75m	2"	2m	550W*12
213	HD-4SC20-98-530-4000-A/D	4	5.5	20.0m³/h	98m	2"	2m	550W*12
214	HD-4SC20-125-530-5500-A/D	5.5	7.5	20.0m³/h	125m	2"	2m	550W*13
215	HD-4SC20-155-530-7500-A/D	7.5	10	20.0m³/h	155m	2"	2m	550W*13*2
216	HD-4SC30-60-530-3000-A/D	3	4	30.0m³/h	60m	2"	2m	550W*12
217	HD-4SC30-70-530-4000-A/D	4	5.5	30.0m³/h	70m	2"	2m	550W*12
218	HD-4SC30-80-530-5500-A/D	5.5	7.5	30.0m³/h	80m	2"	2m	550W*13
219	HD-4SC30-90-530-7500-A/D	7.5	10	30.0m³/h	90m	2"	2m	550W*13*2
220	HD-4SC41-52-530-3000-A/D	3	4	41.0m³/h	52m	3"	2m	550W*12



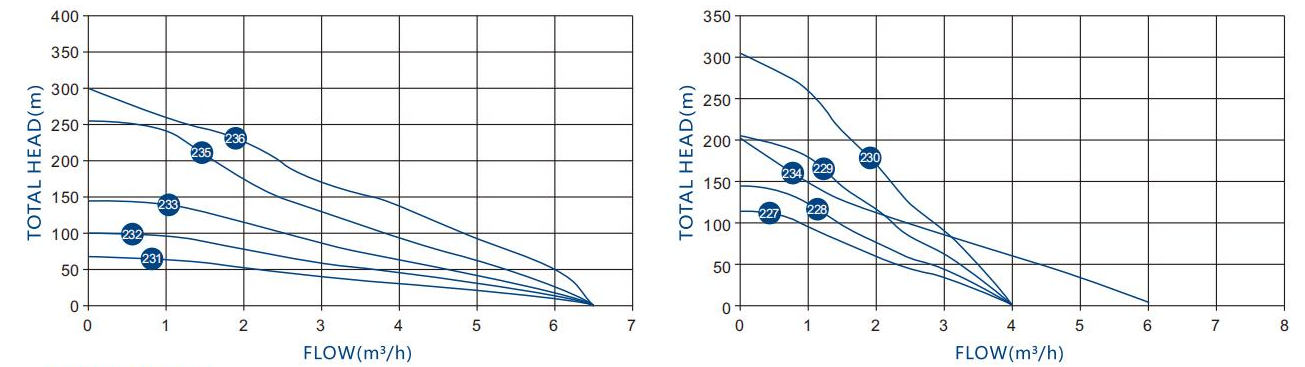
PERFORMANCE CURVES



TECHNICAL DATA

NO.	Model	Power		Max. Flow	Max. Head	Outlet (Inch)	Cable	Solar Panels
		Kw	Hp					
221	HD-3SSC4.5-95-96-750-A/D	0.75	1	4.5m³/h	95m	1.25"	2m	550W*3
222	HD-3SSC5-110-150-1100-A/D	1.1	1.5	5.0m³/h	110m	1.25"	2m	550W*4
223	HD-3SSC5-135-180-1500-A/D	1.5	2	5.0m³/h	135m	1.25"	2m	550W*5
224	HD-3SSC6-60-96-750-A/D	0.75	1	6.0m³/h	60m	1.25"	2m	550W*3
225	HD-3SSC6-85-150-1100-A/D	1.1	1.5	6.0m³/h	85m	1.25"	2m	550W*4
226	HD-3SSC6-115-180-1500-A/D	1.5	2	6.0m³/h	115m	1.25"	2m	550W*5

PERFORMANCE CURVES

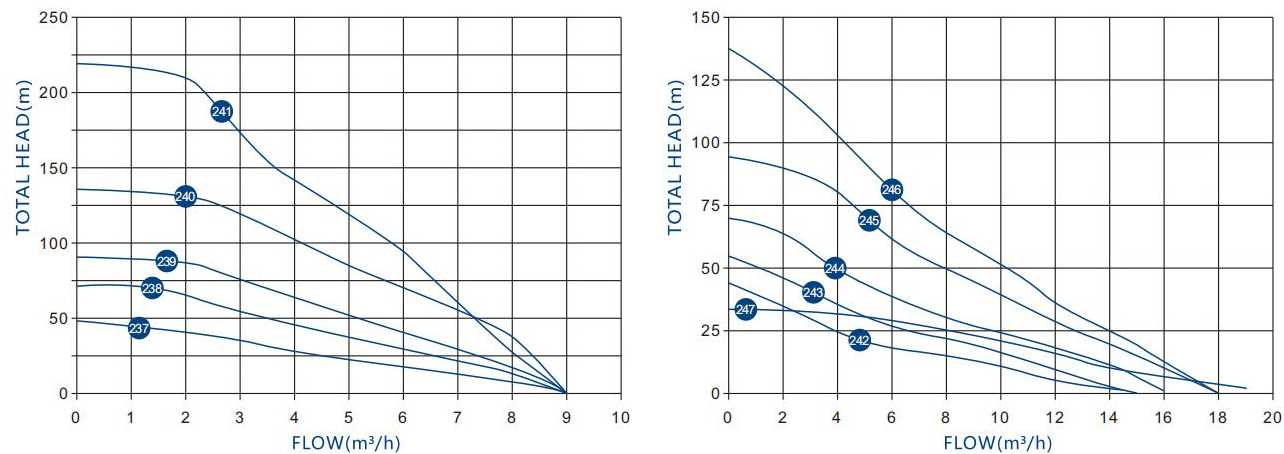


TECHNICAL DATA

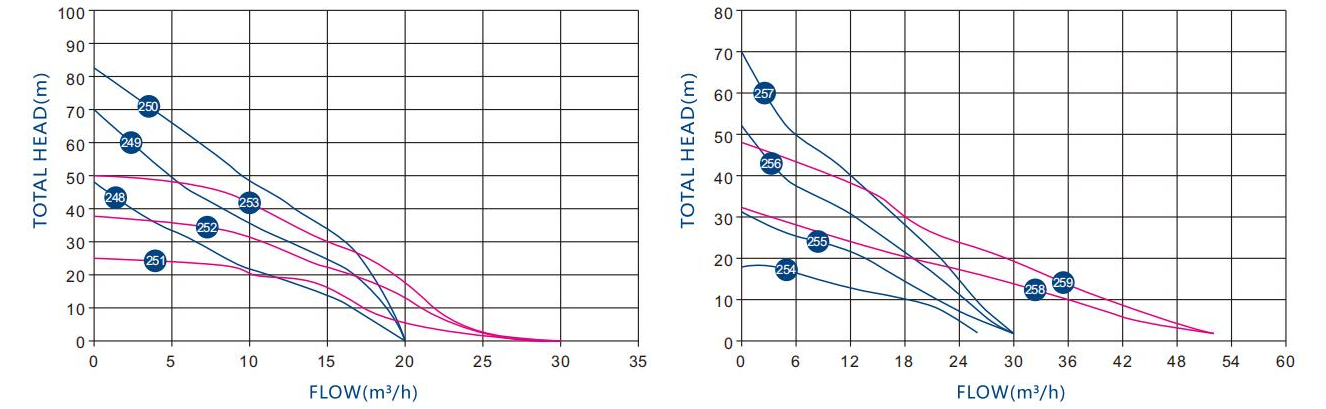
NO.	Model	Power		Max. Flow	Max. Head	Outlet (Inch)	Cable	Solar Panels
		Kw	Hp					
227	HD-4SSC4-115-96-750-A/D	0.75	1	4.0m³/h	115m	1.25"	2m	550W*3
228	HD-4SSC4-145-150-1100-A/D	1.1	1.5	4.0m³/h	145m	1.25"	2m	550W*4
229	HD-4SSC4-205-180-1500-A/D	1.5	2	4.0m³/h	205m	1.25"	2m	550W*5
230	HD-4SSC4-303-280-2200-A/D	2.2	3	4.0m³/h	303m	1.25"	2m	550W*7
231	HD-4SSC6.5-67-96-750-A/D	0.75	1	6.5m³/h	67m	1.25"	2m	550W*3
232	HD-4SSC6.5-101-150-1100-A/D	1.1	1.5	6.5m³/h	101m	1.25"	2m	550W*4
233	HD-4SSC6.5-146-170-1300-A/D	1.3	1.75	6.5m³/h	146m	1.25"	2m	550W*5
234	HD-4SSC6-203-180-1500-A/D	1.5	2	6.0m³/h	203m	1.25"	2m	550W*5
235	HD-4SSC6.5-255-280-2200-A/D	2.2	3	6.5m³/h	255m	1.25"	2m	550W*7
236	HD-4SSC6.5-300-300-3000-A/D	3	4	6.5m³/h	300m	1.25"	2m	550W*8



PERFORMANCE CURVES



PERFORMANCE CURVES

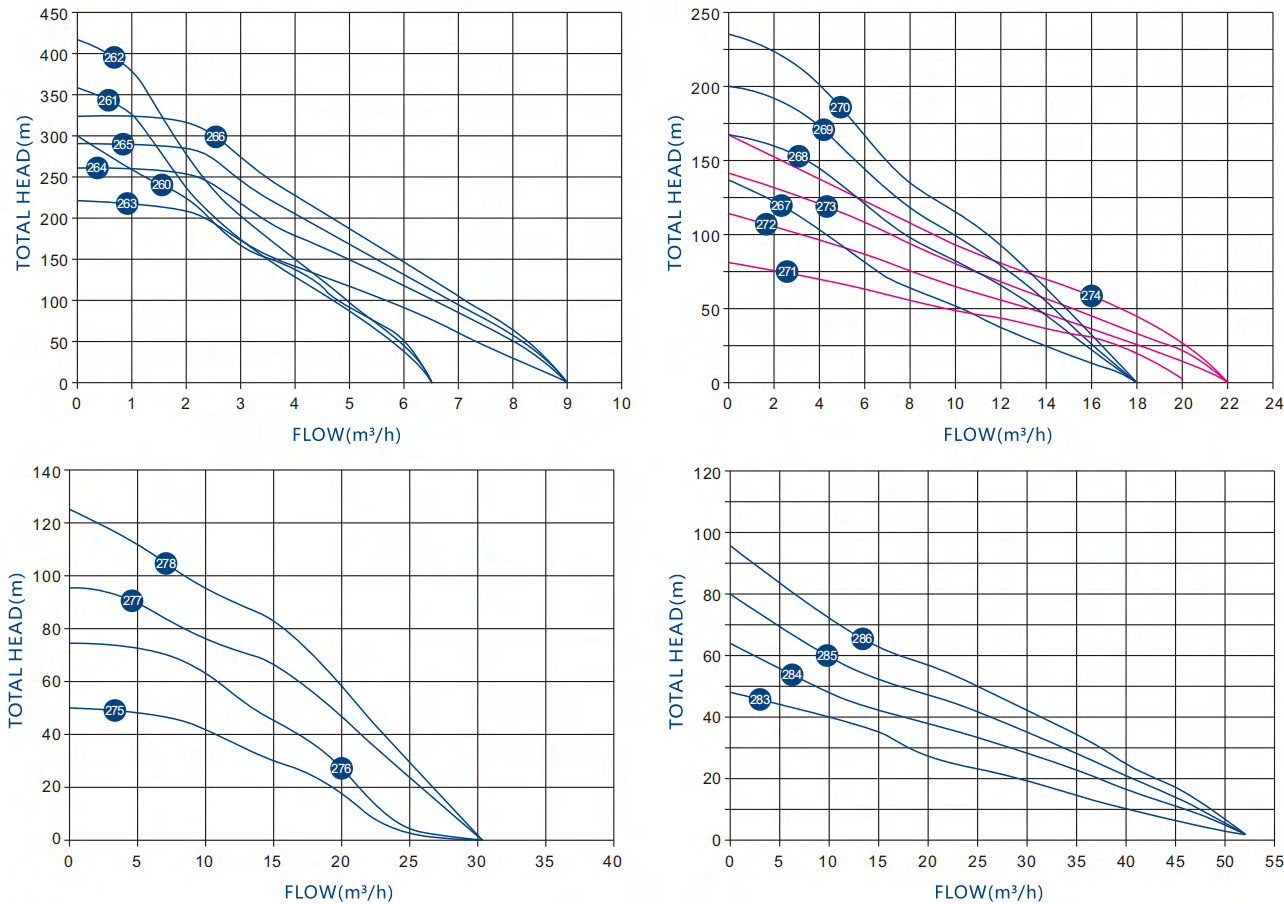


TECHNICAL DATA

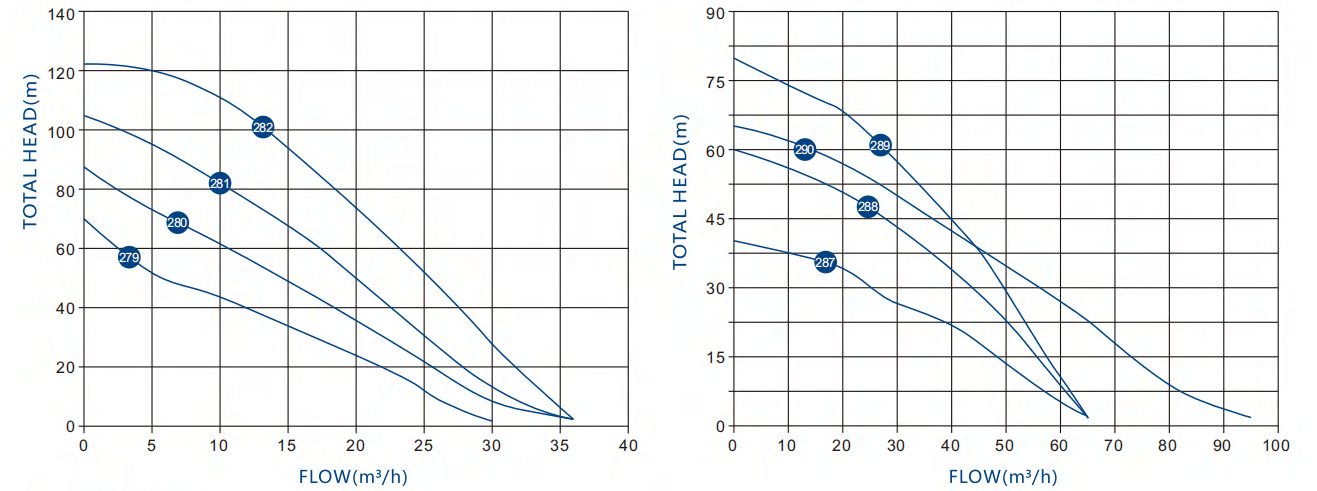
NO.	Model	Power		Max. Flow	Max. Head	Outlet (Inch)	Cable	Solar Panels
		Kw	Hp					
237	HD-4SSC9-48-96-750-A/D	0.75	1	9.0m³/h	48m	2"	2m	550W*3
238	HD-4SSC9-70-150-1100-A/D	1.1	1.5	9.0m³/h	70m	2"	2m	550W*4
239	HD-4SSC9-90-180-1500-A/D	1.5	2	9.0m³/h	90m	2"	2m	550W*5
240	HD-4SSC9-135-280-2200-A/D	2.2	3	9.0m³/h	135m	2"	2m	550W*7
241	HD-4SSC9-220-300-3000-A/D	3	4	9.0m³/h	220m	2"	2m	550W*8
242	HD-4SSC14.5-45-96-750-A/D	0.75	1	14.5m³/h	45m	2"	2m	550W*3
243	HD-4SSC15-55-150-1100-A/D	1.1	1.5	15.0m³/h	55m	2"	2m	550W*4
244	HD-4SSC16-70-180-1500-A/D	1.5	2	16.0m³/h	70m	2"	2m	550W*5
245	HD-4SSC18-95-280-2200-A/D	2.2	3	18.0m³/h	95m	2"	2m	550W*7
246	HD-4SSC18-137-300-3000-A/D	3	4	18.0m³/h	137m	2"	2m	550W*8
247	HD-4SSC19-35-150-1100-A/D	1.1	1.5	19.0m³/h	35m	2"	2m	550W*4
248	HD-4SSC20-48-180-1500-A/D	1.5	2	20.0m³/h	48m	2"	2m	550W*5
249	HD-4SSC20-70-280-2200-A/D	2.2	3	20.0m³/h	70m	2"	2m	550W*7
250	HD-4SSC20-82-300-3000-A/D	3	4	20.0m³/h	82m	2"	2m	550W*8
251	HD-4SSC25-25-180-1500-A/D	1.5	2	25.0m³/h	25m	2"	2m	550W*5
252	HD-4SSC30-38-280-2200-A/D	2.2	3	30.0m³/h	38m	2"	2m	550W*7
253	HD-4SSC30-50-300-3000-A/D	3	4	30.0m³/h	50m	2"	2m	550W*8
254	HD-4/6SSC26-18-150-1100-A/D	1.1	1.5	26.0m³/h	18m	3"	2m	550W*4
255	HD-4/6SSC30-31-180-1500-A/D	1.5	2	30.0m³/h	31m	3"	2m	550W*5
256	HD-4/6SSC30-52-280-2200-A/D	2.2	3	30.0m³/h	52m	3"	2m	550W*7
257	HD-4/6SSC30-70-300-3000-A/D	3	4	30.0m³/h	70m	3"	2m	550W*8
258	HD-4/6SSC52-32-280-2200-A/D	2.2	3	52.0m³/h	32m	3"	2m	550W*7
259	HD-4/6SSC52-48-300-3000-A/D	3	4	52.0m³/h	48m	3"	2m	550W*8



PERFORMANCE CURVES



PERFORMANCE CURVES

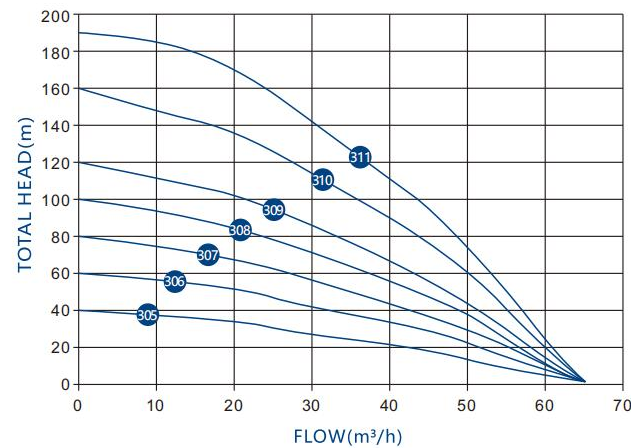
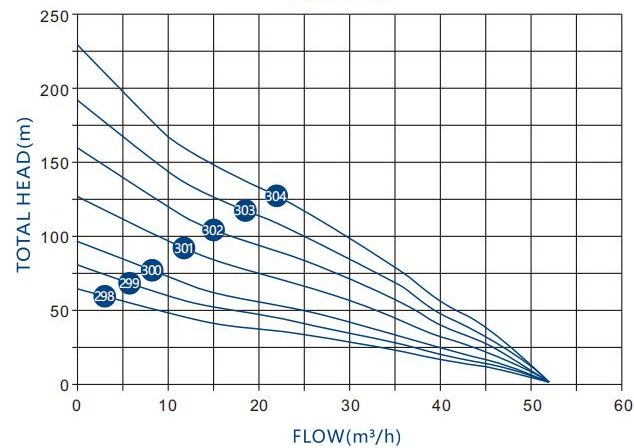
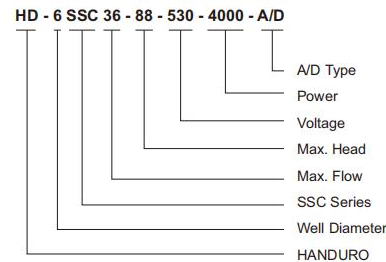
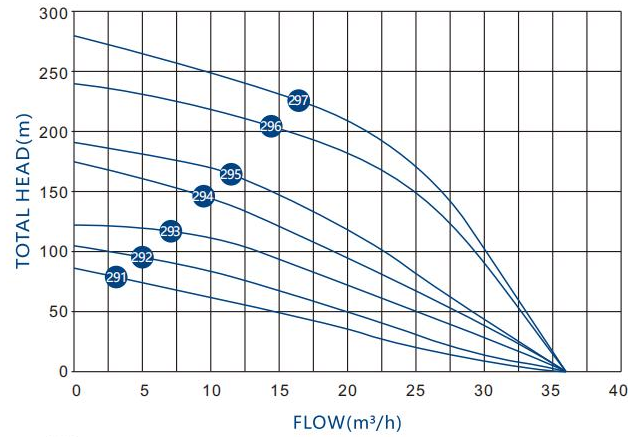


TECHNICAL DATA

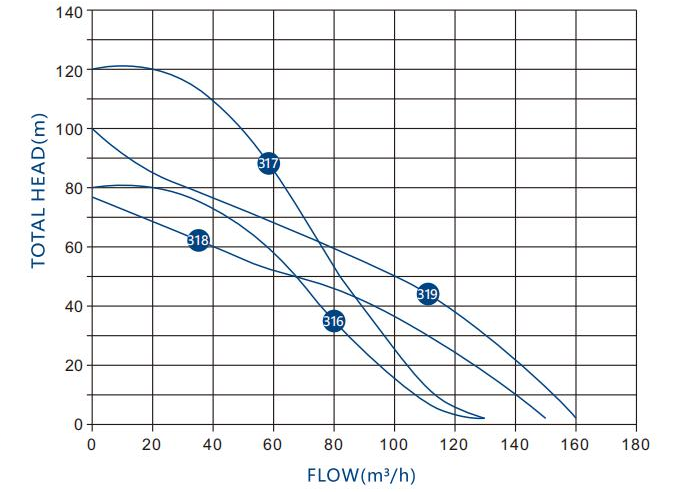
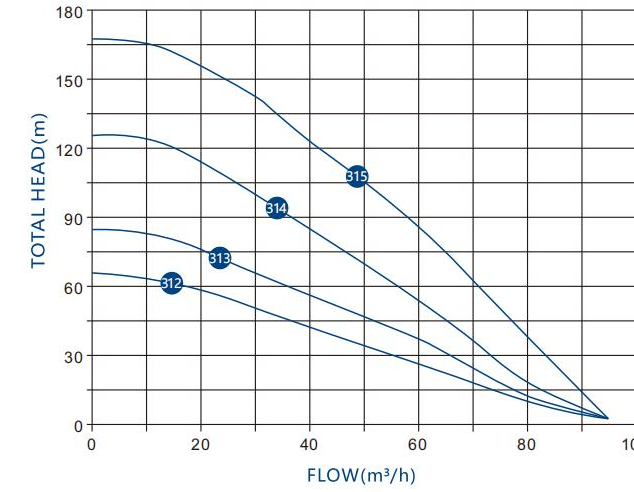
NO.	Model	Power		Max. Flow	Max. Head	Outlet (inch)	Cable	Solar Panels
		Kw	HP					
260	HD-4SSC6.5-300-530-3000-A/D	3	4	6.5m³/h	300m	1.25"	2m	550W*12
261	HD-4SSC6.5-360-530-4000-A/D	4	5.5	6.5m³/h	360m	1.25"	2m	550W*12
262	HD-4SSC6.5-420-530-5500-A/D	5.5	7.5	6.5m³/h	420m	1.25"	2m	550W*13
263	HD-4SSC9-220-530-3000-A/D	3	4	9.0m³/h	220m	2"	2m	550W*12
264	HD-4SSC9-260-530-4000-A/D	4	5.5	9.0m³/h	260m	2"	2m	550W*12
265	HD-4SSC9-295-530-5500-A/D	5.5	7.5	9.0m³/h	295m	2"	2m	550W*13
266	HD-4SSC9-325-530-7500-A/D	7.5	10	9.0m³/h	325m	2"	2m	550W*13*2
267	HD-4SSC18-137-530-3000-A/D	3	4	18.0m³/h	137m	2"	2m	550W*12
268	HD-4SSC18-168-530-4000-A/D	4	5.5	18.0m³/h	168m	2"	2m	550W*12
269	HD-4SSC18-200-530-5500-A/D	5.5	7.5	18.0m³/h	200m	2"	2m	550W*13
270	HD-4SSC18-235-530-7500-A/D	7.5	10	18.0m³/h	235m	2"	2m	550W*13*2
271	HD-4SSC20-82-530-3000-A/D	3	4	20.0m³/h	82m	2"	2m	550W*12
272	HD-4SSC22-115-530-4000-A/D	4	5.5	22.0m³/h	115m	2"	2m	550W*12
273	HD-4SSC22-143-530-5500-A/D	5.5	7.5	22.0m³/h	143m	2"	2m	550W*13
274	HD-4SSC22-169-530-7500-A/D	7.5	10	22.0m³/h	169m	2"	2m	550W*13*2
275	HD-4SSC30-50-530-3000-A/D	3	4	30.0m³/h	50m	2"	2m	550W*12
276	HD-4SSC30-75-530-4000-A/D	4	5.5	30.0m³/h	75m	2"	2m	550W*12
277	HD-4SSC30-96-530-5500-A/D	5.5	7.5	30.0m³/h	96m	2"	2m	550W*13
278	HD-4SSC30-125-530-7500-A/D	7.5	10	30.0m³/h	125m	2"	2m	550W*13*2
279	HD-4/6SSC30-70-530-3000-A/D	3	4	30.0m³/h	70m	3"	2m	550W*12
280	HD-4/6SSC36-88-530-4000-A/D	4	5.5	36.0m³/h	88m	3"	2m	550W*12
281	HD-4/6SSC36-105-530-5500-A/D	5.5	7.5	36.0m³/h	105m	3"	2m	550W*13
282	HD-4/6SSC36-122-530-7500-A/D	7.5	10	36.0m³/h	122m	3"	2m	550W*13*2
283	HD-4/6SSC52-48-530-3000-A/D	3	4	52.0m³/h	48m	3"	2m	550W*12
284	HD-4/6SSC52-64-530-4000-A/D	4	5.5	52.0m³/h	64m	3"	2m	550W*12
285	HD-4/6SSC52-80-530-5500-A/D	5.5	7.5	52.0m³/h	80m	3"	2m	550W*13
286	HD-4/6SSC52-96-530-7500-A/D	7.5	10	52.0m³/h	96m	3"	2m	550W*13*2
287	HD-4/6SSC65-40-530-4000-A/D	4	5.5	65.0m³/h	40m	3"	2m	550W*12
288	HD-4/6SSC65-60-530-5500-A/D	5.5	7.5	65.0m³/h	60m	3"	2m	550W*13
289	HD-4/6SSC65-80-530-7500-A/D	7.5	10	65.0m³/h	80m	3"	2m	550W*13*2
290	HD-4/6SSC95-65-530-7500-A/D	7.5	10	95.0m³/h	65m	3"	2m	550W*13*2



PERFORMANCE CURVES

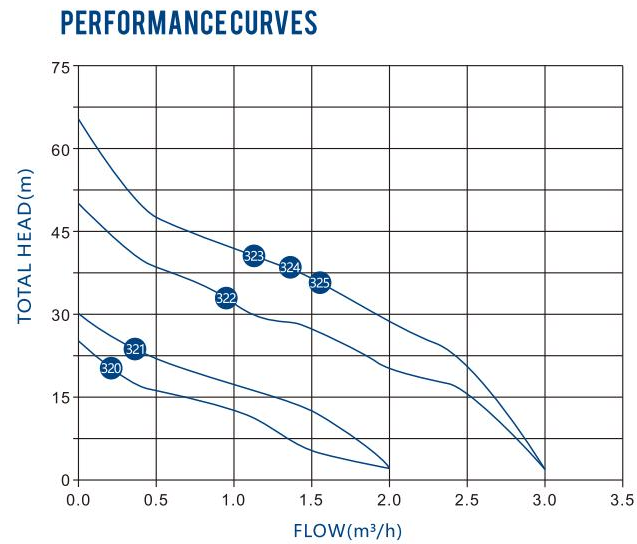


PERFORMANCE CURVES



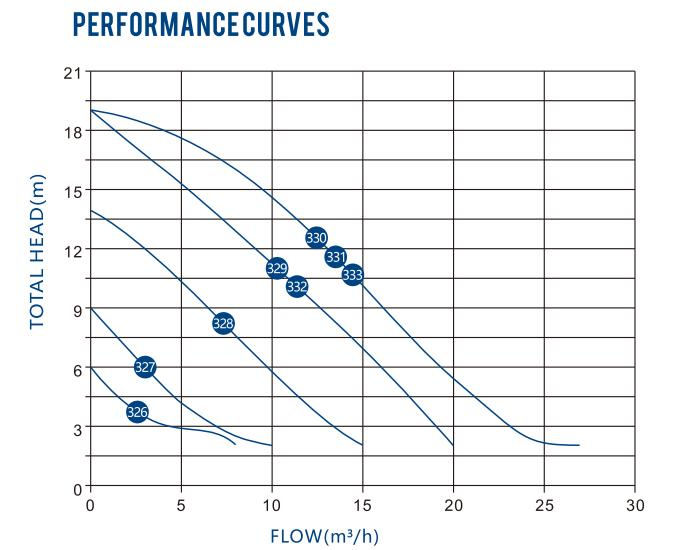
TECHNICAL DATA

NO.	Model	Power		Max. Flow	Max. Head	Outlet (inch)	Cable	Solar Panels
		Kw	HP					
291	HD-6SSC36-88-530-4000-A/D	4	5.5	36m³/h	88m	3"	2m	550W*12
292	HD-6SSC36-105-530-5500-A/D	5.5	7.5	36m³/h	105m	3"	2m	550W*13
293	HD-6SSC36-122-530-7500-A/D	7.5	10	36m³/h	122m	3"	2m	550W*13*2
294	HD-6SSC36-175-530-9200-A/D	9.2	12.5	36m³/h	175m	3"	2m	550W*13*2
295	HD-6SSC36-190-530-11000-A/D	11	15	36m³/h	190m	3"	2m	550W*15*2
296	HD-6SSC36-240-530-15000-A/D	15	20	36m³/h	240m	3"	2m	550W*13*3
297	HD-6SSC36-280-530-22000-A/D	22	30	36m³/h	280m	3"	2m	550W*13*4
298	HD-6SSC52-64-530-4000-A/D	4	5.5	52m³/h	64m	3"	2m	550W*12
299	HD-6SSC52-80-530-5500-A/D	5.5	7.5	52m³/h	80m	3"	2m	550W*13
300	HD-6SSC52-96-530-7500-A/D	7.5	10	52m³/h	96m	3"	2m	550W*13*2
301	HD-6SSC52-128-530-9200-A/D	9.2	12.5	52m³/h	128m	3"	2m	550W*13*2
302	HD-6SSC52-160-530-11000-A/D	11	15	52m³/h	160m	3"	2m	550W*15*2
303	HD-6SSC52-192-530-15000-A/D	15	20	52m³/h	192m	3"	2m	550W*13*3
304	HD-6SSC52-230-530-22000-A/D	22	30	52m³/h	230m	3"	2m	550W*13*4
305	HD-6SSC65-40-530-4000-A/D	4	5.5	65m³/h	40m	3"	2m	550W*12
306	HD-6SSC65-60-530-5500-A/D	5.5	7.5	65m³/h	60m	3"	2m	550W*13
307	HD-6SSC65-80-530-7500-A/D	7.5	10	65m³/h	80m	3"	2m	550W*13*2
308	HD-6SSC65-100-530-9200-A/D	9.2	12.5	65m³/h	100m	3"	2m	550W*13*2
309	HD-6SSC65-120-530-11000-A/D	11	15	65m³/h	120m	3"	2m	550W*15*2
310	HD-6SSC65-160-530-15000-A/D	15	20	65m³/h	160m	3"	2m	550W*13*3
311	HD-6SSC65-190-530-22000-A/D	22	30	65m³/h	190m	3"	2m	550W*13*4
312	HD-6SSC95-65-530-7500-A/D	7.5	10	95m³/h	65m	4"	2m	550W*13*2
313	HD-6SSC95-85-530-11000-A/D	11	15	95m³/h	85m	4"	2m	550W*15*2
314	HD-6SSC95-125-530-15000-A/D	15	20	95m³/h	125m	4"	2m	550W*13*3
315	HD-6SSC95-166-530-22000-A/D	22	30	95m³/h	166m	4"	2m	550W*13*4
316	HD-6SSC130-80-530-15000-A/D	15	20	130m³/h	80m	4"	2m	550W*13*3
317	HD-6SSC130-120-530-22000-A/D	22	30	130m³/h	120m	4"	2m	550W*13*4
318	HD-8SSC150-77-530-15000-A/D	15	20	150m³/h	77m	5"	2m	550W*13*3
319	HD-8SSC160-100-530-22000-A/D	22	30	160m³/h	100m	5"	2m	550W*13*4



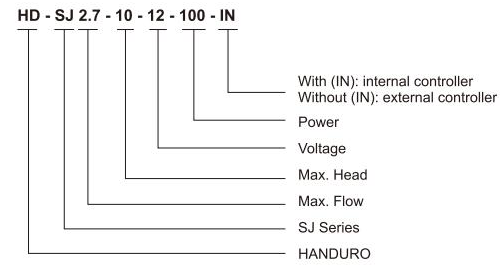
TECHNICAL DATA

NO.	Model	Power		Max. Flow	Max. Head	Outlet (inch)	Cable	Solar Panels
		Kw	Hp					
320	HD-SQB2-25-24-210(IN)	0.21	0.28	2.0m³/h	25m	1"	2m	550W*1
321	HD-SQB2-30-24-280(IN)	0.28	0.38	2.0m³/h	30m	1"	2m	550W*1
322	HD-SQB3-50-48-550(IN)	0.55	0.75	3.0m³/h	50m	1"	2m	550W*2
323	HD-SQB3-65-48-750(IN)	0.75	1	3.0m³/h	65m	1"	2m	550W*2
324	HD-SQB3-65-72-750(IN)	0.75	1	3.0m³/h	65m	1"	2m	550W*3
325	HD-SQB3-65-96-750-A/D	0.75	1	3.0m³/h	65m	1"	2m	550W*3

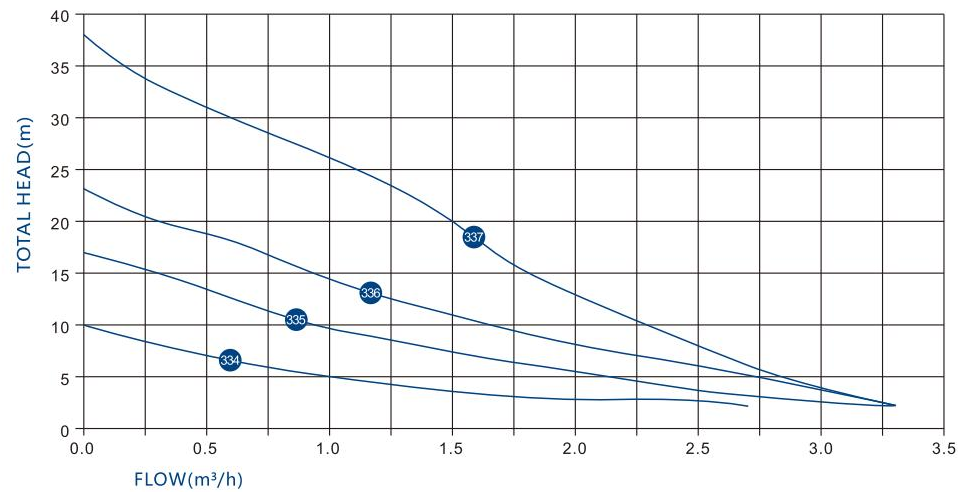


TECHNICAL DATA

NO.	Model	Power		Max. Flow	Max. Head	Outlet (mm)	Cable	Solar Panels
		Kw	Hp					
326	HD-SSP8-6-12-100-IN	0.1	0.13	8m³/h	6m	38*38 (Hose)	2m	550W*1
327	HD-SSP10-9-12-180-IN	0.18	0.24	10m³/h	9m	38*38 (Hose)	2m	550W*1
328	HD-SSP15-14-48-500(IN)	0.5	0.7	15m³/h	14m	48*48/50*50	2m	550W*2
329	HD-SSP20-19-72-900(IN)	0.9	1.2	20m³/h	19m	48*48/50*50	2m	550W*3
330	HD-SSP27-19-110-1200(IN)	1.2	1.6	27m³/h	19m	60*60/63*63	2m	550W*3
331	HD-SSP27-19-150-1200	1.2	1.6	27m³/h	19m	60*60/63*63	2m	550W*4
332	HD-SSP20-19-96-900-A/D	0.9	1.2	20m³/h	19m	48*48/50*50	2m	550W*3
333	HD-SSP27-19-150-1200-A/D	1.2	1.6	27m³/h	19m	60*60/63*63	2m	550W*4

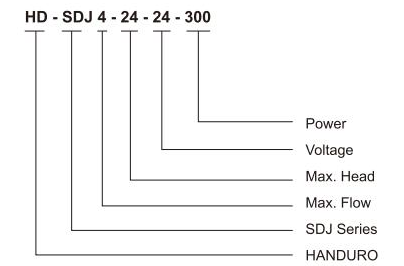


PERFORMANCE CURVES

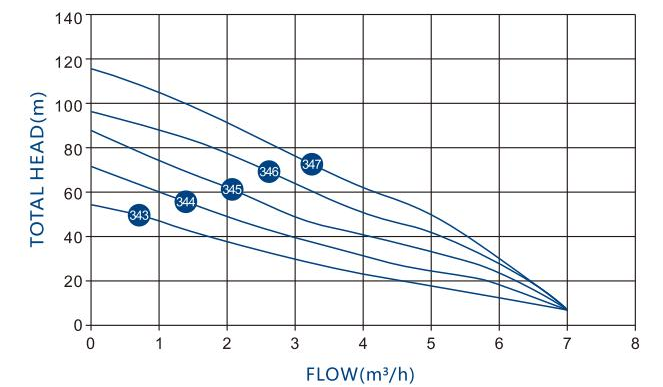
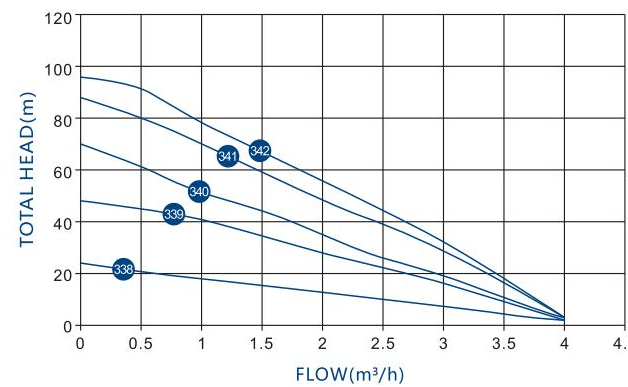


TECHNICAL DATA

NO.	Model	Power		Max. Flow	Max. Head	Outlet (inch)	Cable	Solar Panels
		Kw	Hp					
334	HD-SJ2.7-10-12-100-IN	0.1	0.13	2.7m³/h	10m	1"	2m	550W*1
335	HD-SJ3.3-17-18-200-IN	0.2	0.24	3.3m³/h	17m	1"	2m	550W*1
336	HD-SJ3.3-23-24-300-IN	0.3	0.4	3.3m³/h	23m	1"	2m	550W*1
337	HD-SJ3.3-38-48-550-IN	0.55	0.75	3.3m³/h	38m	1"	2m	550W*2



PERFORMANCE CURVES



TECHNICAL DATA

NO.	Model	Power	Max. Flow	Max. Head	Cable	Solar Panels
338	HD-SDJ4-24-24-300	300	4m³/h	24m	2m	550W*1
339	HD-SDJ4-48-48-500	500	4m³/h	48m	2m	550W*2
340	HD-SDJ4-70-48-600	600	4m³/h	70m	2m	550W*2
341	HD-SDJ4-88-72-750	750	4m³/h	88m	2m	550W*3
342	HD-SDJ4-96-96-900	900	4m³/h	96m	2m	550W*3
343	HD-SDJ7-54-72-750	750	7m³/h	54m	2m	550W*3
344	HD-SDJ7-72-96-900	900	7m³/h	72m	2m	550W*3
345	HD-SDJ7-88-110-1100	1100	7m³/h	88m	2m	550W*3
346	HD-SDJ7-96-110-1300	1300	7m³/h	96m	2m	550W*4
347	HD-SDJ7-116-110-1500	1500	7m³/h	116m	2m	550W*4

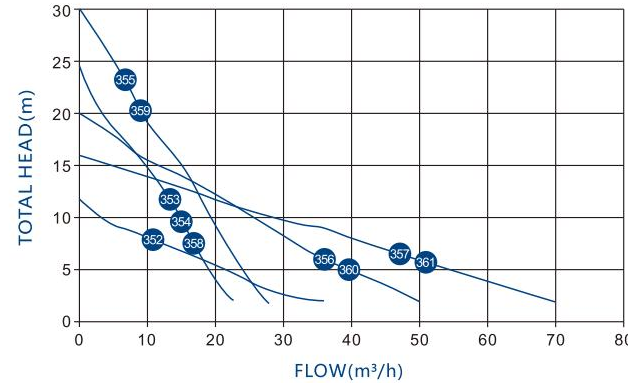
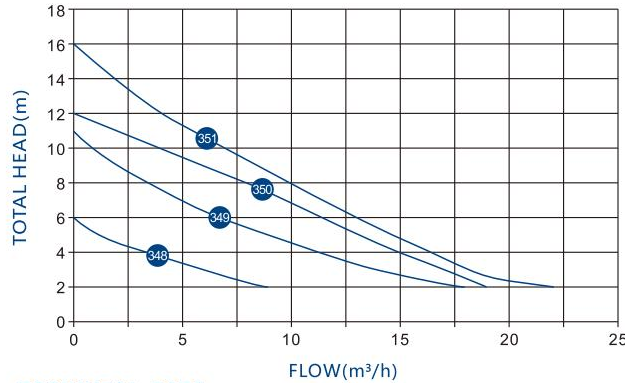


HD-SWP



CONTROLLER (A/D 96V-300V) CONTROLLER (DC 180V-300V) CONTROLLER (DC 24V-110V) SIMPLE CONTROLLER

PERFORMANCE CURVES



TECHNICAL DATA

NO.	Model	Power		Max. Flow	Max. Head	Outlet (inch)	Cable	Solar Panels
		Kw	Hp					
348	HD-SWP9-6-24-300-IN	0.3	0.4	9m³/h	6m	1.5"	2m	550W*1
349	HD-SWP18-11-48-600-IN	0.6	0.8	18m³/h	11m	2"	2m	550W*2
350	HD-SWP19-12-72-750-IN	0.75	1	19m³/h	12m	2"	2m	550W*3
351	HD-SWP22-16-110-1100-IN	1.1	1.5	22m³/h	16m	2"	2m	550W*3
352	HD-SWP36-12-110-1100-IN	1.1	1.5	36m³/h	12m	3"	2m	550W*3
353	HD-SWP23-25-110-1500	1.5	2	23m³/h	25m	2"	2m	550W*4
354	HD-SWP23-25-180-1500	1.5	2	23m³/h	25m	2"	2m	550W*5
355	HD-SWP28-30-280-2200	2.2	3	28m³/h	30m	2"	2m	550W*7
356	HD-SWP50-20-280-2200	2.2	3	50m³/h	20m	3"	2m	550W*7
357	HD-SWP70-16-280-2200	2.2	3	70m³/h	16m	4"	2m	550W*7
358	HD-SWP23-25-180-1500-A/D	1.5	2	23m³/h	25m	2"	2m	550W*5
359	HD-SWP28-30-280-2200-A/D	2.2	3	28m³/h	30m	2"	2m	550W*7
360	HD-SWP50-20-280-2200-A/D	2.2	3	50m³/h	20m	3"	2m	550W*7
361	HD-SWP70-16-280-2200-A/D	2.2	3	70m³/h	16m	4"	2m	550W*7



HD-SCPM

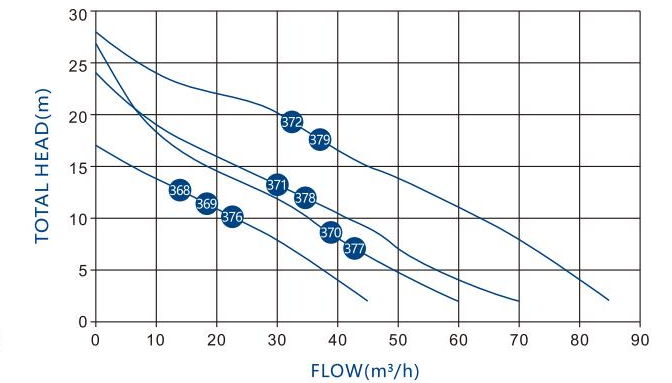
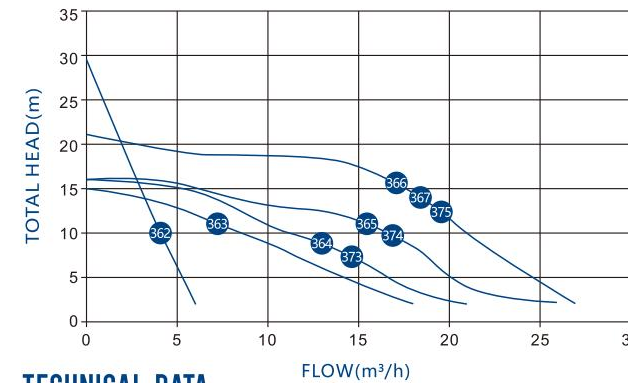


HD-SCPM




CONTROLLER (A/D 96V-300V) CONTROLLER (DC 180V-300V) CONTROLLER (DC 24V-110V) SIMPLE CONTROLLER

PERFORMANCE CURVES

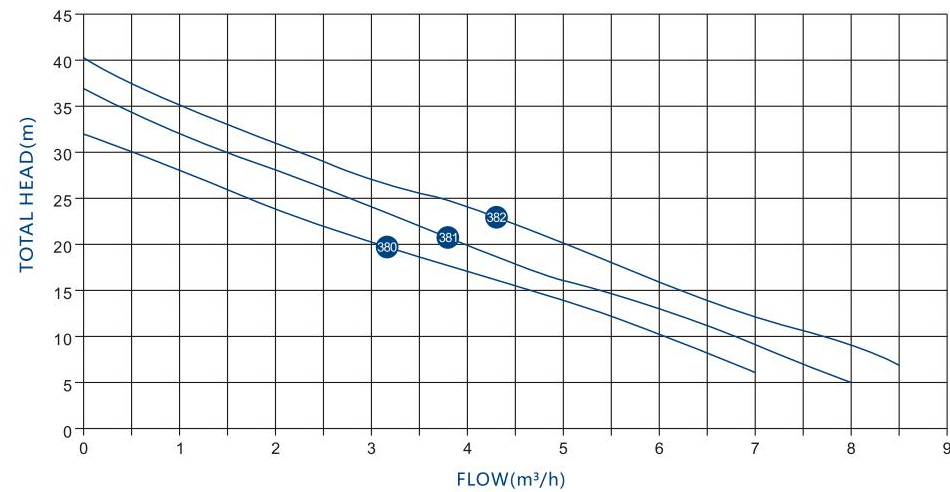


TECHNICAL DATA

NO.	Model	Power		Max. Flow	Max. Head	Outlet (inch)	Cable	Solar Panels
		Kw	Hp					
362	HD-SCPM6-30-48-550(IN)	0.55	0.75	6m³/h	30m	1"	2m	550W*2
363	HD-SCPM18-15-48-550(IN)	0.55	0.75	18m³/h	15m	2"	2m	550W*2
364	HD-SCPM21-16-72-750(IN)	0.75	1	21m³/h	16m	2"	2m	550W*3
365	HD-SCPM26-16-110-1100(IN)	1.1	1.5	26m³/h	16m	2"	2m	550W*3
366	HD-SCPM27-21-110-1500	1.5	2	27m³/h	21m	2"	2m	550W*4
367	HD-SCPM27-21-180-1500	1.5	2	27m³/h	21m	2"	2m	550W*5
368	HD-SCPM45-17-110-1500	1.5	2	45m³/h	17m	3"	2m	550W*4
369	HD-SCPM45-17-180-1500	1.5	2	45m³/h	17m	3"	2m	550W*5
370	HD-SCPM60-27-280-2200	2.2	3	60m³/h	27m	3"	2m	550W*7
371	HD-SCPM70-24-280-2200	2.2	3	70m³/h	24m	4"	2m	550W*7
372	HD-SCPM85-28-300-3000	3	4	85m³/h	28m	4"	2m	550W*8
373	HD-SCPM21-16-96-750-A/D	0.75	1	21m³/h	16m	2"	2m	550W*3
374	HD-SCPM26-16-150-1100-A/D	1.1	1.5	26m³/h	16m	2"	2m	550W*4
375	HD-SCPM27-21-180-1500-A/D	1.5	2	27m³/h	21m	2"	2m	550W*5
376	HD-SCPM45-17-180-1500-A/D	1.5	2	45m³/h	17m	3"	2m	550W*5
377	HD-SCPM60-27-280-2200-A/D	2.2	3	60m³/h	27m	3"	2m	550W*7
378	HD-SCPM70-24-280-2200-A/D	2.2	3	70m³/h	24m	4"	2m	550W*7
379	HD-SCPM85-28-300-3000-A/D	3	4	85m³/h	28m	4"	2m	550W*8



PERFORMANCE CURVES

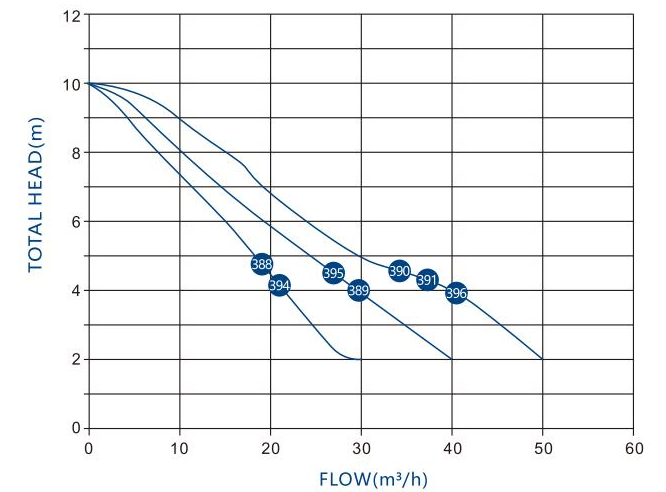
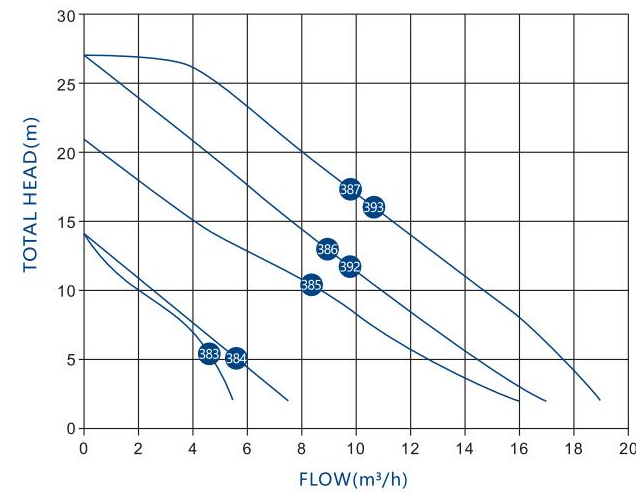


TECHNICAL DATA

NO.	Model	Power		Max. Flow	Max. Head	Outlet (inch)	Cable	Solar Panels
		Kw	Hp					
380	HD-SSCPM7-32-48-550(IN)	0.55	0.75	7m³/h	32m	1.25*1"	2m	
381	HD-SSCPM8-37-72-750(IN)	0.75	1	8m³/h	37m	1.25*1"	2m	
382	HD-SSCPM8.5-40-72-900(IN)	0.9	1.2	8.5m³/h	40m	1.25*1"	2m	



PERFORMANCE CURVES

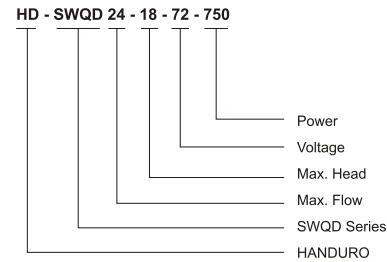


TECHNICAL DATA

NO.	Model	Power		Max. Flow	Max. Head	Outlet (inch)	Cable	Solar Panels
		Kw	Hp					
383	HD-SQD5.5-14-24-300(IN)	0.3	0.4	5.5m³/h	14m	1"	5m	550W*1
384	HD-SQD7.5-14-24-300(IN)	0.3	0.4	7.5m³/h	14m	1.5"	5m	550W*1
385	HD-SQD16-21-48-600(IN)	0.6	0.8	16m³/h	21m	2"	5m	550W*2
386	HD-SQD17-27-72-750(IN)	0.75	1	17m³/h	27m	2"	5m	550W*3
387	HD-SQD19-27-110-1100(IN)	1.1	1.5	19m³/h	27m	2"	5m	550W*3
388	HD-SQD30-10-72-750	0.75	1	30m³/h	10m	1"	5m	550W*3
389	HD-SQD40-10-110-1100	1.1	1.5	40m³/h	10m	1.5"	5m	550W*3
390	HD-SQD50-10-110-1500	1.5	2	50m³/h	10m	2"	5m	550W*4
391	HD-SQD50-10-180-1500	1.5	2	50m³/h	10m	2"	5m	550W*5
392	HD-SQD17-27-96-750-A/D	0.75	1	17m³/h	27m	2"	5m	550W*3
393	HD-SQD19-27-150-1100-A/D	1.1	1.5	19m³/h	27m	3"	5m	550W*4
394	HD-SQD30-10-96-750-A/D	0.75	1	30m³/h	10m	3"	5m	550W*3
395	HD-SQD40-10-150-1100-A/D	1.1	1.5	40m³/h	10m	3"	5m	550W*4
396	HD-SQD50-10-180-1500-A/D	1.5	2	50m³/h	10m	3"	5m	550W*5



HD-SWQD



CONTROLLER (A/D 96V-300V)



CONTROLLER (DC 180V-300V)

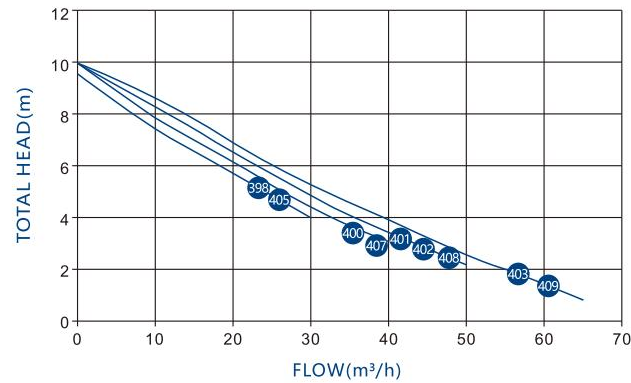
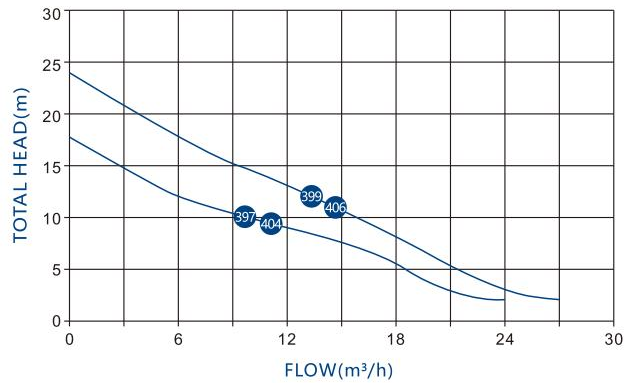


CONTROLLER (DC 24V-110V)



SIMPLE CONTROLLER

PERFORMANCE CURVES



TECHNICAL DATA

NO.	Model	Power		Max. Flow	Max. Head	Outlet (inch)	Cable	Solar Panels
		Kw	Hp					
397	HD-SWQD24-18-72-750	0.75	1	24m³/h	18m	2"	5m	550W*3
398	HD-SWQD30-9-72-750	0.75	1	30m³/h	9m	3"	5m	550W*3
399	HD-SWQD27-24-110-1100	1.1	1.5	27m³/h	24m	2"	5m	550W*3
400	HD-SWQD40-10-110-1100	1.1	1.5	40m³/h	10m	3"	5m	550W*3
401	HD-SWQD50-10-110-1500	1.5	2	50m³/h	10m	3"	5m	550W*4
402	HD-SWQD50-10-180-1500	1.5	2	50m³/h	10m	3"	5m	550W*5
403	HD-SWQD65-10-280-2200	2.2	3	65m³/h	10m	4"	5m	550W*7
404	HD-SWQD24-18-96-750-A/D	0.75	1	24m³/h	18m	2"	5m	550W*3
405	HD-SWQD30-9-96-750-A/D	0.75	1	30m³/h	9m	3"	5m	550W*3
406	HD-SWQD27-24-150-1100-A/D	1.1	1.5	27m³/h	24m	2"	5m	550W*4
407	HD-SWQD40-10-150-1100-A/D	1.1	1.5	40m³/h	10m	3"	5m	550W*4
408	HD-SWQD50-10-180-1500-A/D	1.5	2	50m³/h	10m	3"	5m	550W*5
409	HD-SWQD65-10-280-2200-A/D	2.2	3	65m³/h	10m	4"	5m	550W*7



CONTROLLER (A/D 96V-300V)



CONTROLLER (DC 180V-300V)



CONTROLLER (DC 24V-110V)



SIMPLE CONTROLLER

TECHNICAL DATA

NO.	Model	Power		Max. Flow	Max. Head	Outlet (inch)	Cable	Solar Panels
		Kw	Hp					
410	HD-SA20-5-24-370	0.37	0.5	20m³/h	5m		2m	550W*3
411	HD-SA27-5-72-750	0.75	1	27m³/h	5m	3"	2m	550W*3
412	HD-SA32-7-110-1100	1.1	1.5	32m³/h	7m	3"	2m	550W*4
413	HO-SA43-7-110-1500	1.5	2	43m³/h	7m	3"	2m	550W*5
414	HO-SA43-7-180-1500	1.5	2	43m³/h	7m	3"	2m	550W*7
415	HD-SA60-5-280-2200	2.2	3	60m³/h	5m	4"	2m	550W*3
416	HD-SA27-5-96-750-A/D	0.75	1	27m³/h	5m	3"	2m	550W*4
417	HD-SA32-7-150-1100-A/D	1.1	1.5	32m³/h	7m	3"	2m	550W*5
418	HO-SA43-7-180-1500-A/D	1.5	2	43m³/h	7m	3"	2m	550W*7
419	HD-SA60-5-280-2200-A/D	2.2	3	60m³/h	5m	4"	2m	550W*7



Solar Aerator

TECHNICAL DATA

NO.	Model	Power		Oxygenation rate	Covering Area (m²)	QTY of impeller	Cable	Solar Panels
		Kw	Hp					
420	HD-SWA-110-1500	1.5	2	≥ 1.1	2000-6000	4	2m	550W*4
421	HD-SWA-180-1500	1.5	2	≥ 1.1	2000-6000	4	2m	550W*5
422	HD-SWA-280-2200	2.2	3	≥ 1.5	2665-8000	6	2m	550W*7



Solar Paddle Wheel Aerator

NO.	Model	Power		Oxygenation rate	Covering Area (m²)	QTY of impeller	Cable	Solar Panels
		Kw	Hp					
423	HD-SWA-180-1500-A/D	1.5	2	≥ 1.1	2000-6000	4	2m	550W*5
424	HD-SWA-280-2200-A/D	2.2	3	≥ 1.5	2665-8000	6	2m	550W*7

TECHNICAL DATA

NO.	ITEM	Voltage	P <sub>2</sub>		Oxygenation rate (kgo/h)	Covering Area (m²)	Solar Panel		Solar Panels
			KW	HP			open voltage	power	
425	HD-SIA-110-1500	110V	1.5	2	≥ 1.6	2000-4000	<210V	≥2000W	550W*4
426	HD-SIA-180-1500	180V	1.5	2	≥ 1.6	2000-4000	<430V	≥2000W	550W*5



Solar Impeller Aerator

NO.	ITEM	AC Voltage	DC Voltage	P <sub>2</sub>		Oxygenation rate (kgo/h)	Covering Area (m²)	Solar Panel		Solar Panels
				KW	HP			open voltage	power	
427	HD-SIA-180-1500-A/D	110V-240V	60V-430V	1.5	2	≥ 1.6	2000-4000	<430V	≥ 2000W	550W*5
428	HD-SIA-280-2200-A/D	180V-240V	60V-430V	2.2	3	≥ 1.8	2665-5320	<430V	≥ 3000W	550W*7
429	HD-SIA-300-3000-A/D	350V-460V	60V-430V	3	4	≥ 4.5	2665-5328	<800V	≥ 4000W	550W*8

TECHNICAL DATA

NO.	ITEM	Voltage	P <sub>2</sub>		Oxygenation rate (kgo/h)	Covering Area (m²)	Solar Panel		Solar Panels
			KW	HP			open voltage	power	
430	HD-SPQ-110-1100	110V	1.1	1.5	≥1.1	2000-3500	<220V	≥1500W	550W*3
431	HD-SPQ-110-1500	110V	1.1	1.5	≥1.5	3500-5500	<220V	≥2000W	550W*4
432	HD-SPQ-180-1500	180V	1.5	2	≥1.5	3500-5500	<430V	≥2000W	550W*5
433	HD-SPQ-280-2200	280V	2.2	3	≥3	5500-8000	<430V	≥3000W	550W*7



Steam explosion

NO.	ITEM	AC Voltage	DC Voltage	P <sub>2</sub>		Oxygenation rate (kgo/h)	Covering Area (m²)	Solar Panel		Solar Panels
				KW	HP			open voltage	power	
434	HD-SPQ-180-1500-A/D	110V-240V	60V-430V	1.5	2	≥1.5	3500-5500	<430V	≥2000W	550W*5
435	HD-SPQ-280-2200-A/D	110V-240V	60V-430V	2.2	3	≥3	5500-8000	<430V	≥3000W	550W*7

## SOLAR CONTROLLER

CONTROLLER (DC 24V-110V)	CONTROLLER (DC 180V-300V)	CONTROLLER (A/D 96V-300V)
AUTO TYPE (3000W-5500W)	MANUAL TYPE(15KW-22KW)	MANUAL TYPE (3000-11000W)
LV CONTROLLER	HYBIRD CONTROLLER	SIMPLE CONTROLLER

## CONTROLLER AND PUMP MATACHING METHOD

CONTROLLER TYPE	Adaptable Pump	Max.Input Current(A)	Max.Open Circuit Voltage(V)	AC Voltage(V)	MPPT Voltage Range(V)	Working Temperature °C	Voltage Range (V)
HD-24	Rated 24V	18	<60	/	30-48	-15~60	18-60
HD-36	Rated 36V	18	<60	/	30-48	-15~60	18-60
HD-48	Rated 48V	18	<110	/	60-90	-15~60	30-110
HD-72	Rated 72V	18	<170	/	90-120	-15~60	50-170
HD-96/110	Rated 96/110V	18	<220	/	96-150	-15~60	60-220
HD-96-HV	Rated 96V-HV	18	<430	/	96-350	-15~60	80-430
HD-150-HV	Rated 150V-HV	18	<430	/	150-350	-15~60	80-430
HD-180-HV	Rated 180V-HV	18	<430	/	180-350	-15~60	80-430
HD-280-HV	Rated 280V-HV	18	<430	/	280-350	-15~60	80-430
HD-300-HV	Rated 300V-HV	18	<430	/	300-350	-15~60	80-430
HD-96-AD	Rated 96V-AD	18	<430	80~280	96-350	-15~60	80-430
HD-150-AD	Rated 150V-AD	18	<430	80~280	150-350	-15~60	80-430
HD-180-AD	Rated 180V-AD	18	<430	80~280	180-350	-15~60	80-430
HD-280-AD	Rated 280V-AD	18	<430	80~280	280-350	-15~60	80-430
HD-300-AD	Rated 300V-AD	18	<430	80~280	300-350	-15~60	80-430
HD-530-AD	Rated 530V-AD		<780	260~480	480-650	-15~60	200-780

PUMP MODEL (Power-Voltage)	SOLAR PANEL PARAMETER				Control Box Parameter	
	450W		550W		Best Working Voltage	Open Voltage
	G.W.	Volume	G.W.	Volume		
	23kg/pc	1762*1134*35mm	27kg/pc	2278*1134*35mm		
Vmp	Voc	Vmp	Voc			
	43V	51V	42V	51V		
120W-24V						
210W-24V						
210W-36V						
280W-24V						
300W-24V						
400W-48V						
500W-48V						
550W-48V						
600W-48V						
600W-72V						
750W-72V						
900W-72V						
1100W-110V						
1200W-110V						
1300W-110V						
1500W-110V						
750W-96V						
1100W-150V						
1300W-170V						
1500W-180V						
2200W-280V						
3000W-300V						
3000W-530V						
4000W-530V						
5500W-530V						
7500W-530V						
9200W-530V						
11KW-530V						
15KW-530V						
22KW-530V						